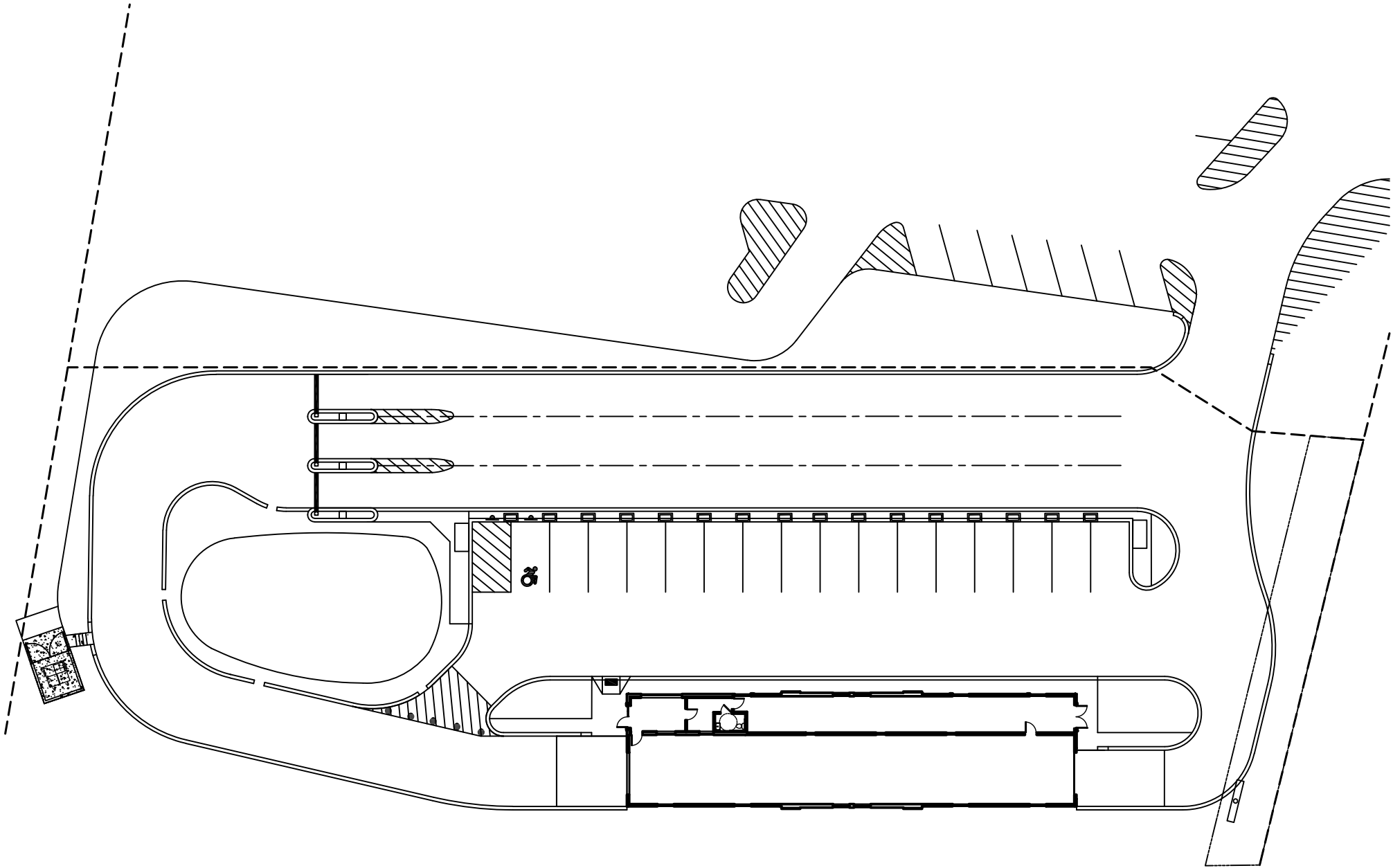


Make CarWashing Easy



"20322-D6-ROYAL WASH - GATES"

Sheet	Sheet Title
01	INDEX
1.1	SITE LAYOUT
2.1	TRENCH PIT LAYOUT; GC
2.2	BUILDING LAYOUT; GC
3.1	CORRELATOR PIT SECTION PLAN; GC
3.2	CONVEYOR TRENCH PLAN; GC
3.3	CONVEYOR TRENCH SECTION; GC
3.4	CONVEYOR TRENCH SECTION; GC
3.5	CONVEYOR TRENCH SECTION; GC
4.1	CHASE WAY; GC
4.2	RECLAIM/SEWER LAYOUT; GC
4.5	TRASH PIT DETAIL; GC
5.1	EQUIPMENT LIST-1
5.2	EQUIPMENT LIST-2
5.3	EQUIPMENT LIST-3
6.0	RENDERED TUNNEL LAYOUT
6.1	EQUIPMENT LAYOUT
6.2	EQ. TUNNEL DESCRIPTION
6.3	TUNNEL EQUIPMENT INSTALLATION
6.4	TUNNEL EQUIPMENT INSTALLATION
6.5	CORED HOLES PLAN; GC
7.1	EQ. SUPPORT DESCRIPTION
8.1	PLUMBING; GC
8.2	CHEMICAL DISTRIBUTION; GC
8.3	COLD WATER; GC
8.4	SOFT WATER; GC
8.5	HOT WATER; GC
8.8	PNEUMATIC; GC
8.10	LEGEND
8.11	DIVISION OF WORK
9.1	ELECTRICAL; GC
9.2	CONTROL VOLTAGE; GC
9.3	MOTOR RUNS/ DRY CONTACT; GC
9.4	ONE LINE ELECTRICAL; GC
9.5	ELECTRICAL PANEL; GC
9.6	DIVISION OF WORK/LEGEND
10.1	VACUUM LAYOUT; GC
10.2	VACUUM SITE LAYOUT; GC
10.3	VACUUM PNEUMATIC LAYOUT; GC
10.4	VACUUM LIGHT LAYOUT; GC
10.5	VACUUM PLUMBING LAYOUT; GC
10.6	VACUUM FOUNDATION LAYOUT; GC
10.7	VAC. POST ASSEMBLY DETAIL; SCWI
10.8	VAC. PRODUCER ASSEMBLY DETAIL; SCWI



DISCLAIMER
ALTHOUGH BUILDING CODES HAVE BEEN CONSIDERED IN DEVELOPING THIS DRAWING, VERIFICATION OF SITE SPECIFIC CONDITIONS AND COMPLIANCE WITH FEDERAL, STATE AND LOCAL BUILDING CODES IS THE EXCLUSIVE RESPONSIBILITY OF THE CUSTOMER AND/OR ARCHITECT AND ENGINEER. THESE DRAWINGS REFLECT REQUIREMENTS FOR SONNY'S FURNISHED EQUIPMENT ONLY UNLESS OTHERWISE NOTED. PLEASE REFER TO OTHER MANUFACTURERS, IF ANY, FOR THEIR EQUIPMENT REQUIREMENTS.

CONFIDENTIAL WARNING:
THIS SHEET CONTAINS AND CONSTITUTES CONFIDENTIAL INFORMATION, IMAGES AND TRADE SECRETS OF SONNY'S ENTERPRISES INC. ANY UNAUTHORIZED USE OR DISCLOSURE OF ANY OR PORTION THEREOF, IS STRICTLY PROHIBITED. THIS WORK IS THE EXCLUSIVE PROPERTY OF SONNY'S ENTERPRISES INC. ALL RIGHTS RESERVED.

20322-D6-ROYAL WASH - GATES

SCALE: N.T.S.

LOCATION: -NY-

Sheet	Rev.
01	--

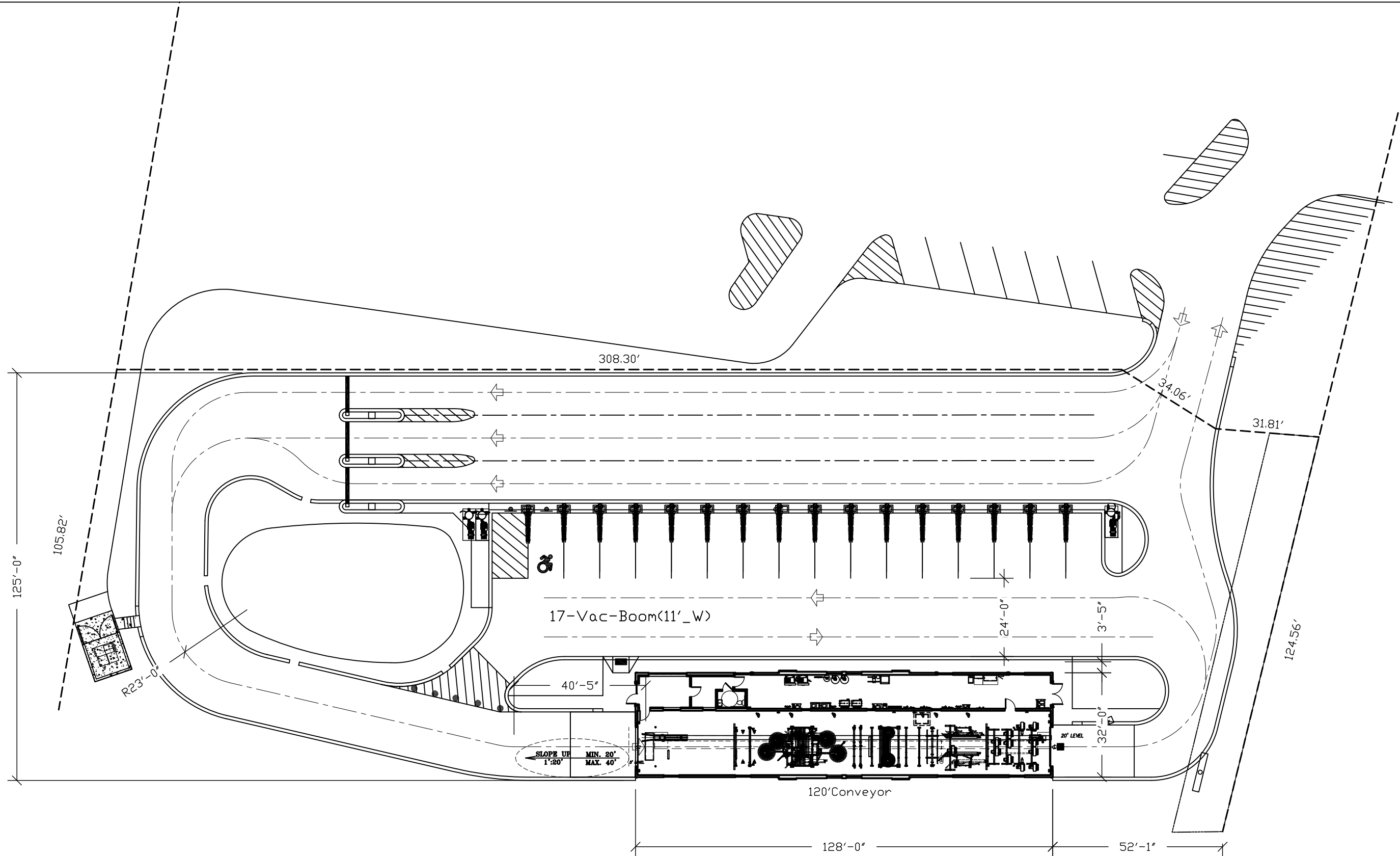
INDEX

DATE:	06.24.20
REVISION DATE:	07.22.20
CREATED BY:	LV
REVISED BY:	DQC
CHECKED BY:	Luis V.



<http://www.SonnysDirect.com>

© 2020 SONNY'S ENTERPRISES, INC. 5605 Hiatus Road, Tamarac, FL. 33321 USA. TEL.800-327-8723



NOT FOR CONSTRUCTION UNTIL APPROVED BELOW.

APPROVED BY.	DATE
--------------	------

DISCLAIMER
ALTHOUGH BUILDING CODES HAVE BEEN CONSIDERED IN DEVELOPING THIS DRAWING, VERIFICATION OF SITE SPECIFIC CONDITIONS AND COMPLIANCE WITH FEDERAL, STATE AND LOCAL BUILDING CODES IS THE EXCLUSIVE RESPONSIBILITY OF THE CUSTOMER AND/OR ARCHITECT AND ENGINEER. THESE DRAWINGS REFLECT REQUIREMENTS FOR SONNY'S FURNISHED EQUIPMENT ONLY UNLESS OTHERWISE NOTED. PLEASE REFER TO OTHER MANUFACTURERS, IF ANY, FOR THEIR EQUIPMENT REQUIREMENTS.

CONFIDENTIAL WARNING:
THIS SHEET CONTAINS AND CONSTITUTES CONFIDENTIAL INFORMATION, IMAGES AND TRADE SECRETS OF SONNY'S ENTERPRISES INC. ANY UNAUTHORIZED USE OR DISCLOSURE OF ANY OR PORTION THEREOF, IS STRICTLY PROHIBITED. THIS WORK IS THE EXCLUSIVE PROPERTY OF SONNY'S ENTERPRISES INC. ALL RIGHTS RESERVED.

20322-D6-ROYAL WASH - GATES

SCALE: 1"=30'

LOCATION: -NY-

Sheet	Rev.
1.1	---

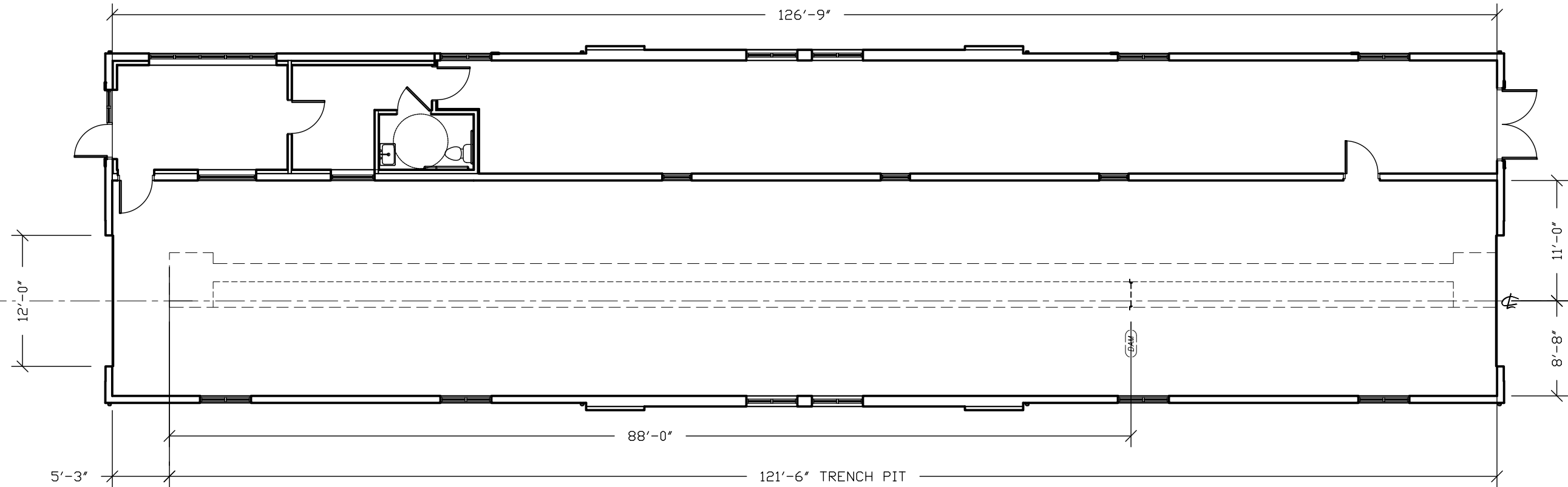
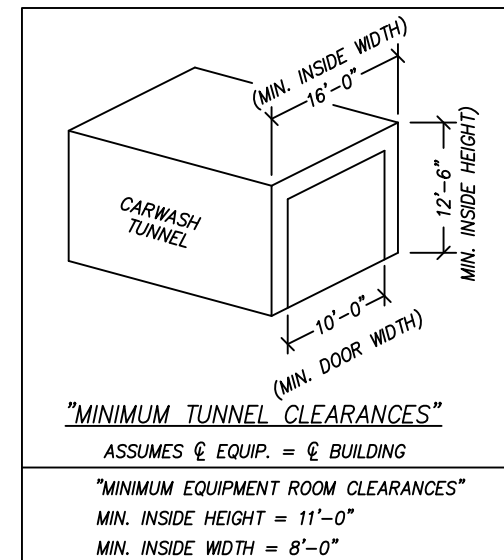
SITE LAYOUT

DATE:	06.24.20
REVISION DATE:	07.22.20
CREATED BY:	LV
REVISED BY:	DQC
CHECKED BY:	Luis V.



SONNY'S
The CarWash Factory

<http://www.SonnysDirect.com>



NOT FOR CONSTRUCTION UNTIL APPROVED BELOW.

APPROVED BY.

DATE _____

DISCLAIMER
ALTHOUGH BUILDING CODES HAVE BEEN CONSIDERED IN DEVELOPING THIS DRAWING, VERIFICATION OF SITE SPECIFIC CONDITIONS AND COMPLIANCE WITH FEDERAL, STATE AND LOCAL BUILDING CODES IS THE EXCLUSIVE RESPONSIBILITY OF THE CUSTOMER AND/OR ARCHITECT AND ENGINEER.
THESE DRAWINGS REFLECT REQUIREMENTS FOR SONNY'S FURNISHED EQUIPMENT ONLY UNLESS OTHERWISE NOTED. PLEASE REFER TO OTHER MANUFACTURERS, IF ANY, FOR THEIR EQUIPMENT REQUIREMENTS.

CONFIDENTIAL WARNING:
THIS SHEET CONTAINS AND CONSTITUTES CONFIDENTIAL INFORMATION, IMAGES AND TRADE SECRETS OF SONNY'S ENTERPRISES INC. ANY UNAUTHORIZED USE OR DISCLOSURE OF ANY OR PORTION THEREOF, IS STRICTLY PROHIBITED. THIS WORK IS THE EXCLUSIVE PROPERTY OF SONNY'S ENTERPRISES INC. ALL RIGHTS RESERVED.

20322-D6-ROYAL WASH - GATES

SCALE: 3/32"=1'

LOCATION: -NY-

Sheet	Rev.
-------	------

2.1	$-+-$
-----	-------

TRENCH FIT LAYOUT; GC



SONNY'S
The CarWash Factory

<http://www.SonnysDirect.com>

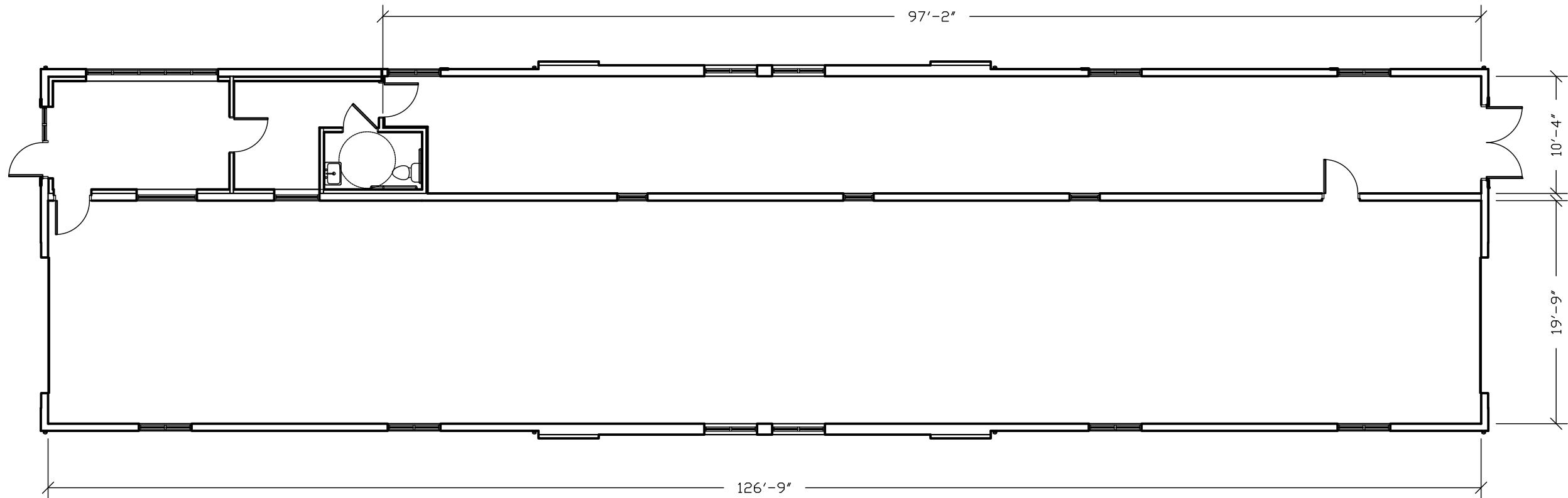
© 2020 SONNY'S ENTERPRISES, INC. 5605 Hiatus Road, Tamarac, FL. 33321 USA. TEL.800-327-8723

DAIE:	06.24.20
-------	----------

REVISION DATE:	07.22.20
----------------	----------

CREATED BY:	LV
-------------	----

REVISED BY:	DQC
-------------	-----



NOT FOR CONSTRUCTION UNTIL APPROVED BELOW.

APPROVED BY.	DATE
--------------	------

DISCLAIMER
ALTHOUGH BUILDING CODES HAVE BEEN CONSIDERED IN DEVELOPING THIS DRAWING, VERIFICATION OF SITE SPECIFIC CONDITIONS AND COMPLIANCE WITH FEDERAL, STATE AND LOCAL BUILDING CODES IS THE EXCLUSIVE RESPONSIBILITY OF THE CUSTOMER AND/OR ARCHITECT AND ENGINEER. THESE DRAWINGS REFLECT REQUIREMENTS FOR SONNY'S FURNISHED EQUIPMENT ONLY UNLESS OTHERWISE NOTED. PLEASE REFER TO OTHER MANUFACTURERS, IF ANY, FOR THEIR EQUIPMENT REQUIREMENTS.

CONFIDENTIAL WARNING:
THIS SHEET CONTAINS AND CONSTITUTES CONFIDENTIAL INFORMATION, IMAGES AND TRADE SECRETS OF SONNY'S ENTERPRISES INC. ANY UNAUTHORIZED USE OR DISCLOSURE OF ANY OR PORTION THEREOF, IS STRICTLY PROHIBITED. THIS WORK IS THE EXCLUSIVE PROPERTY OF SONNY'S ENTERPRISES INC. ALL RIGHTS RESERVED.

20322-D6-ROYAL WASH - GATES

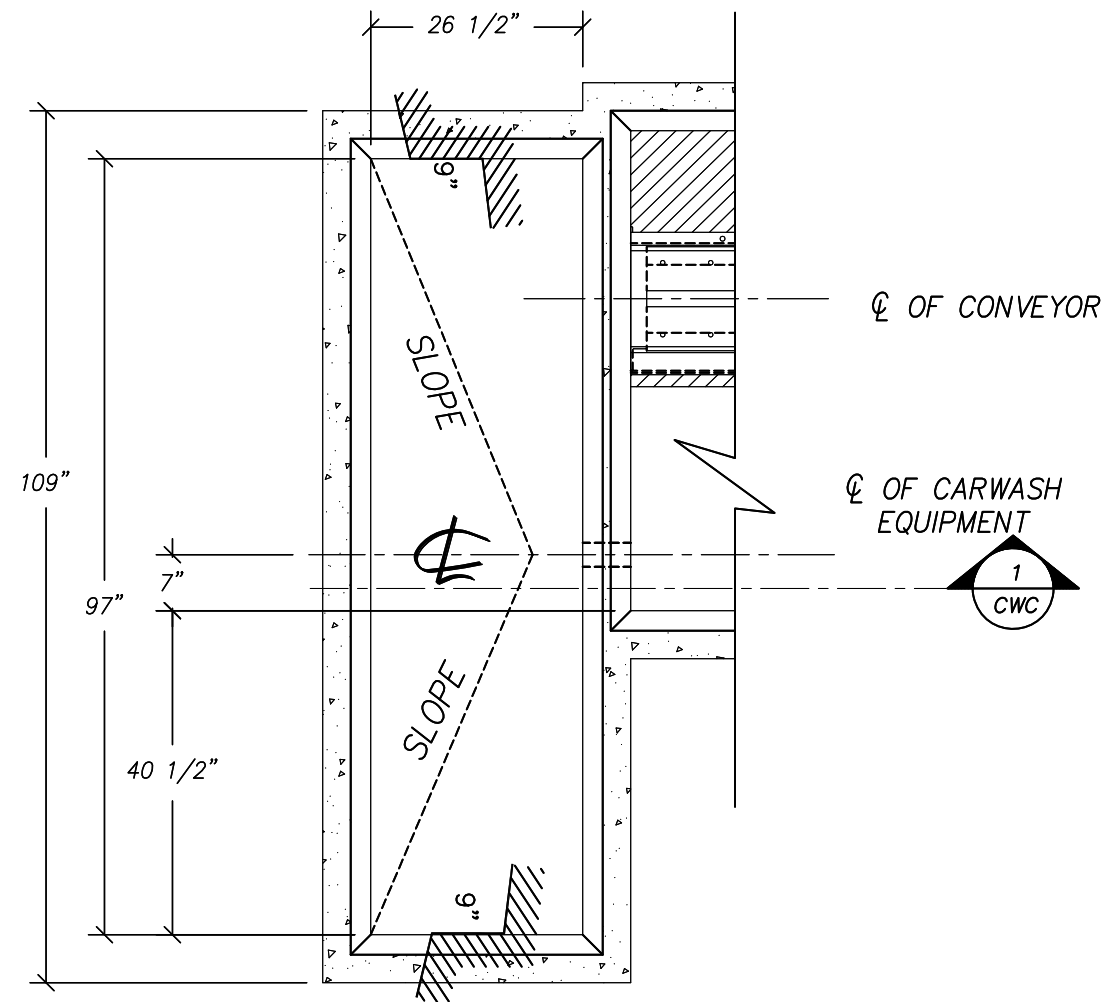
SCALE: 3/32"=1' LOCATION: -NY-

Sheet	Rev.
2.2	---

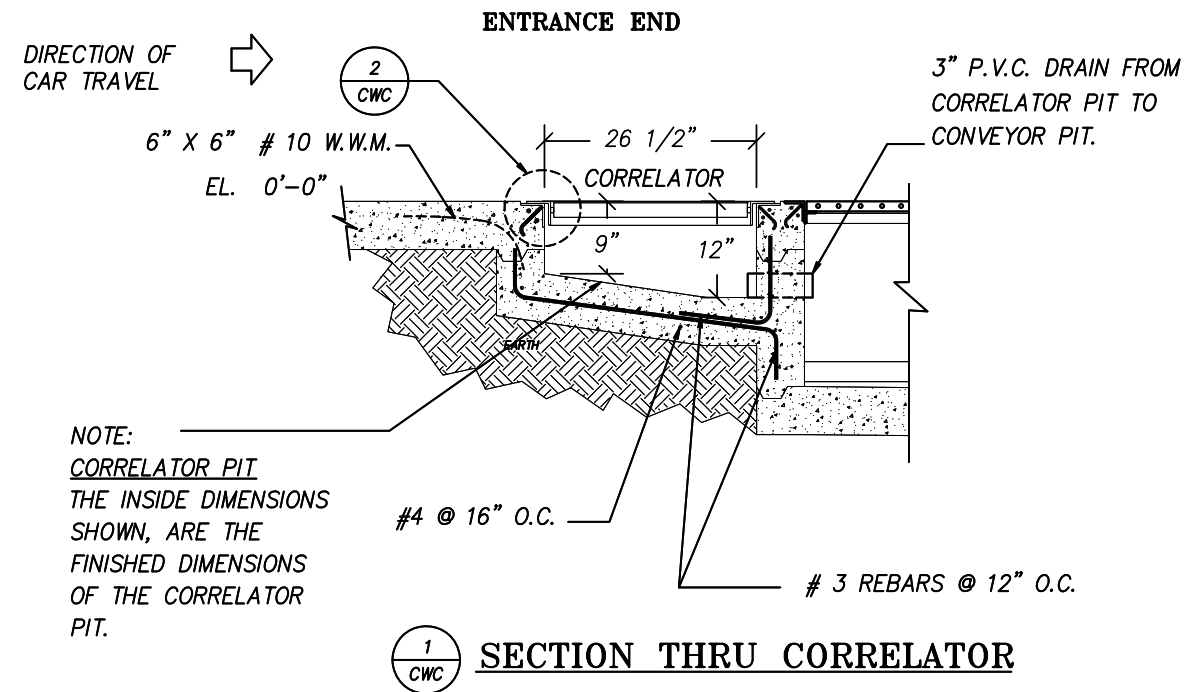
BUILDING LAYOUT; GC



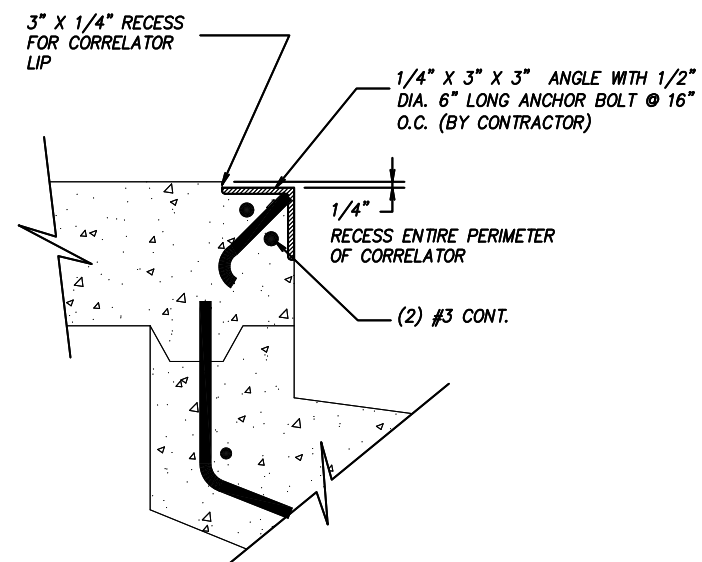
DATE:	06.24.20
REVISION DATE:	07.22.20
CREATED BY:	LV
REVISED BY:	DQC
CHECKED BY:	Luis V.



GENERIC 8x2 CORRELATOR



SECTION THRU CORRELATOR



DETAIL
CORRELATOR LIP ANGLE

SCALE: N.T.S.

NOT FOR CONSTRUCTION UNTIL APPROVED BELOW.

APPROVED BY.

DATE

DISCLAIMER
ALTHOUGH BUILDING CODES HAVE BEEN CONSIDERED IN DEVELOPING THIS DRAWING, VERIFICATION OF SITE SPECIFIC CONDITIONS AND COMPLIANCE WITH FEDERAL, STATE AND LOCAL BUILDING CODES IS THE EXCLUSIVE RESPONSIBILITY OF THE CUSTOMER AND/OR ARCHITECT AND ENGINEER. THESE DRAWINGS REFLECT REQUIREMENTS FOR SONNY'S FURNISHED EQUIPMENT ONLY UNLESS OTHERWISE NOTED. PLEASE REFER TO OTHER MANUFACTURERS, IF ANY, FOR THEIR EQUIPMENT REQUIREMENTS.

CONFIDENTIAL WARNING:
THIS SHEET CONTAINS AND CONSTITUTES CONFIDENTIAL INFORMATION, IMAGES AND TRADE SECRETS OF SONNY'S ENTERPRISES INC. ANY UNAUTHORIZED USE OR DISCLOSURE OF ANY OR PORTION THEREOF, IS STRICTLY PROHIBITED. THIS WORK IS THE EXCLUSIVE PROPERTY OF SONNY'S ENTERPRISES INC. ALL RIGHTS RESERVED.

20322-D6-ROYAL WASH - GATES

SCALE: N.T.S.

LOCATION: -NY-

Sheet 3.1
Rev. -+-

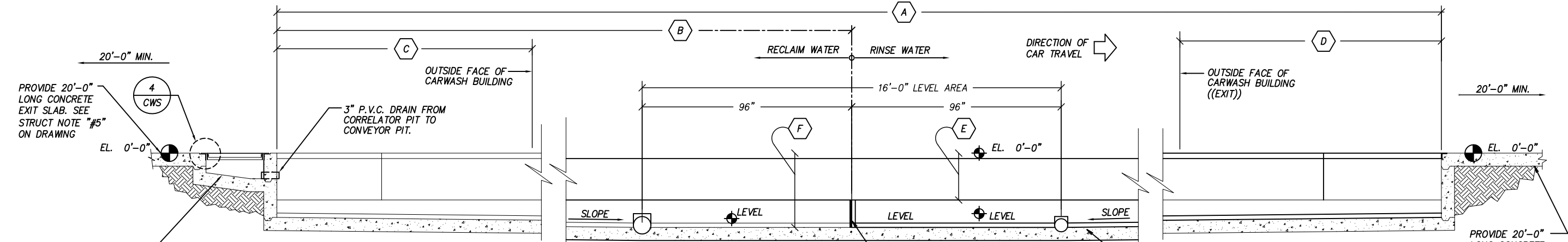
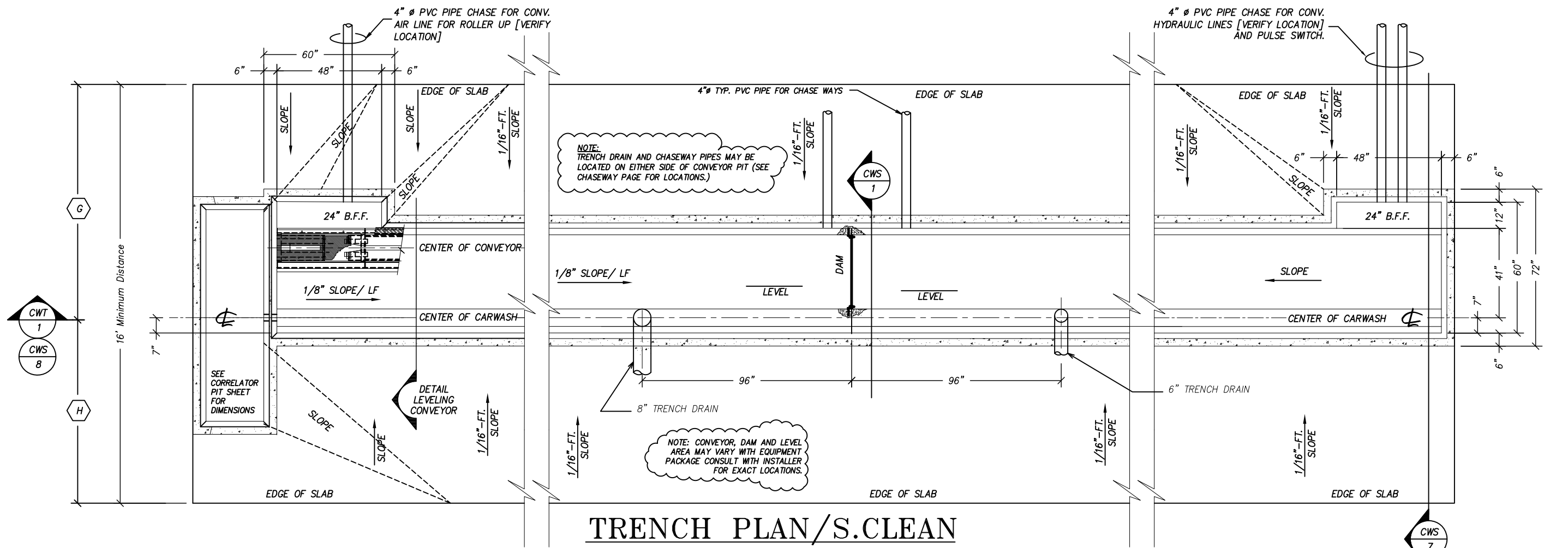
CORRELATOR TRENCH PLAN/SECTION; GC
CORRELATOR PIT DESIGN
GENERIC

SONNY'S
The CarWash Factory

<http://www.SonnysDirect.com>

© 2020 SONNY'S ENTERPRISES, INC. 5605 Hiatus Road, Tamarac, FL. 33321 USA. TEL.800-327-8723

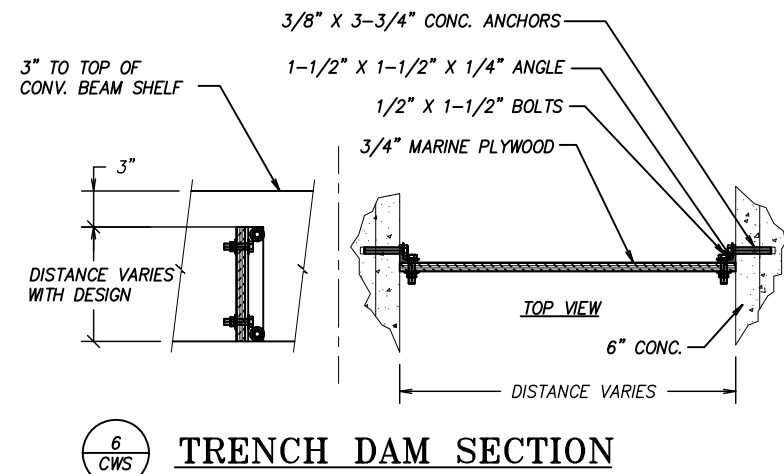
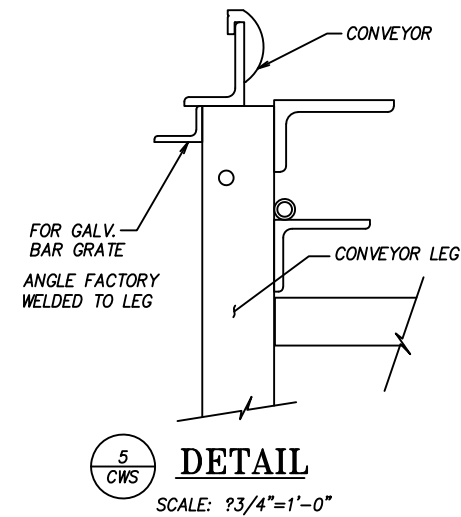
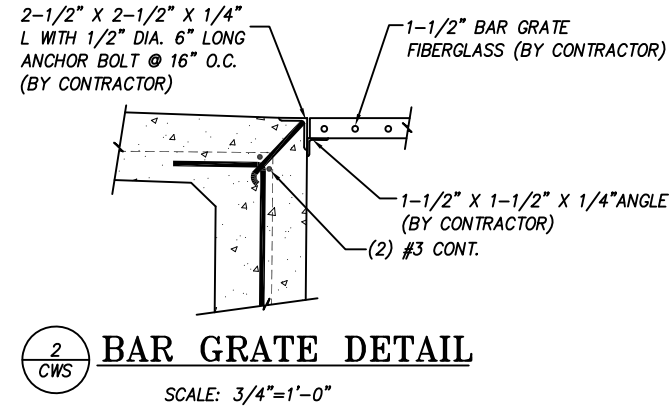
DATE: 06.24.20
REVISION DATE: 07.22.20
CREATED BY: LV
REVISED BY: DQC
CHECKED BY: Luis V.



DIMENSION LEGEND		
TAG	DESCRIPTION	DIMENSION
A	TRENCH CONVEYOR PIT LENGTH	121'-6"
B	DAM LOCATION ENTRANCE EDGE OF CONVEYOR PIT	88'-0"
C	TRENCH PIT OUTSIDE BUILDING (ENTRANCE)	N/A
D	TRENCH PIT OUTSIDE BUILDING (EXIT)	N/A
E	CONV. BEAM SHELF DEPTH	24"
F	MAX DEPTH OF TRENCH	37"
G	CENTERLINE OF EQUIPMENT TO DRIVERS SIDE WALL	11'-0"
H	CENTERLINE OF EQUIPMENT TO PASSENGER SIDE WALL	8'-8"

1 TRENCH ELEVATION

1. **DESIGN:** Dimensions and tolerance shown are required for proper installation of car wash equipment. Structure shown is suggested construction. The Architect and/or Engineer of record shall verify that the structure shown is appropriate for this particular project and shall alter/modify design as required to satisfy the requirements of the project.
2. **SOIL:** Design shown assumes that the soil conditions at the site are satisfactory and have adequate bearing capacity for the loads to be imposed, with minimal differential settlement of the trench, slab, and car wash structures. If it is found that the soil on the site contains organics, and can not be sufficiently compacted or has other deleterious properties, the trench shall be redesigned for support on a piling foundation. The Architect and/or Engineer of record shall verify the soil conditions at the site.
3. **CONVEYOR TRENCH CONSTRUCTION:** Excavate trench to a point at or just below the bottom of trench slab shown. Slope excavation to match slope of trench. Compact soil under trench in accordance with soil Engineer's recommendation. Form and pour trench bottom slab coordinating placement of reinforcement. These slabs shall be aligned with and level along the direction of travel through the car wash. Slight sloping of the slabs perpendicular to the direction of travel to allow drainage is acceptable.
4. **SLAB FINISHES:** All car wash vehicular slabs shall be finished with rough non-skid surface (Broom Finish). Brush lines in the finish shall be parallel to the direction of slope.
5. **APPROACH & EXIT SLABS:** Concrete approach and exit slabs extending a minimum of 20 feet from either end of the trench are required. These slabs shall be aligned with and level along the direction of travel through the car wash. Slight sloping of the slabs perpendicular to the direction of travel to allow drainage is acceptable.
6. **CONCRETE STRENGTH:** All concrete shall be normal weight unless noted otherwise and shall attain a 28 day compressive strength of $f'c = 3000$ psi.
7. **MIXES:** All concrete mixes shall be designed by the supplier to meet the requirements set forth herein.
8. **SLUMP:** Unless noted or approved otherwise, the maximum slump allowable for concrete shall be four (4) inches. If higher slump is desired to increase workability, the Contractor should consult with the concrete supplier about using a concrete additive that will increase slump without increasing the water cement ratio of the concrete. The Contractor shall verify that any concrete additives shall not have any detrimental effects on embedded items, finishes indicated on the plans or likely future finishes.
9. **VIBRATION:** All cast in place concrete shall be consolidated by means of mechanical vibrators. The Contractor shall use properly trained personnel to assure that the concrete is not over or under vibrated, resulting in over or under consolidation of the concrete.
10. **FINISHING:** Finishing of concrete shall be in accordance with ACI 301 (Latest Edition).
11. **CURING:** Beginning immediately after placement, concrete shall be protected from premature drying, excessively hot or cold temperatures, and mechanical injury, and shall be maintained with minimal moisture loss at a relatively constant temperature for the period necessary for hydration of the cement and hardening of the concrete. The materials and methods of curing shall conform to ACI 301.
12. **REINFORCING STEEL STRENGTH:** All conventional reinforcing steel shall have a minimum yield strength of 60,000 psi and shall conform to ASTM designation A-615 Grade 60.
13. **STRENGTH OF MASONRY UNITS:** All hollow concrete masonry units shall be grade N-1 normal weight units that conform to the "Standard Specifications for Hollow Load Bearing Concrete Masonry Units" ASTM C-90 (Latest Edition). The minimum compressive strength of the hollow concrete masonry units at 28 days shall be 2500 psi (net area) with a minimum compressive strength of the masonry assembly $f_m = 1500$ psi.
14. **MORTAR:** All masonry shall be laid with full mortar coverage of the face shells and webs and full end joints using type M or S mortar. All mortar used in the hollow concrete masonry unit walls shall conform to ASTM 270 (Latest Edition).
15. **CONCRETE GROUT:** All filled cells of masonry units shall be filled with concrete grout having a minimum compressive strength of 2000 psi and a maximum slump of 9".
16. **BLOCK PLACEMENT:** All cells to be filled with concrete shall be as straight as possible. The block should not be staggered so as to constrict the flow of concrete in any way. This shall be done by strategically placing pieces of block vertically between filled cells in non modular sections of wall and above and below non modular masonry openings.
17. **STRUCTURAL STEEL SHAPES:** All structural steel hot rolled shapes and plates shall be ASTM A36 with a minimum yield stress of 36 ksi. All steel shall conform to AISC Standards and Specifications for the Design, Fabrication, and Erection of Structural Steel.
18. **BOLTS:** All bolts shall conform to "Specifications for Low Carbon Steel Externally and Internally Threaded Standard Fasteners" ASTM A307 or "High Strength Bolts for Structural Steel Joints, Including Suitable Nuts and Plain Hardened Washers" ASTM A325.



DATE _____

CONFIDENTIAL WARNING:
THIS SHEET CONTAINS AND CONSTITUTES CONFIDENTIAL INFORMATION, IMAGES AND TRADE SECRETS OF SONNNY'S ENTERPRISES INC. ANY UNAUTHORIZED USE OR DISCLOSURE OF ANY OR PORTION THEREOF, IS STRICTLY PROHIBITED. THIS WORK IS THE EXCLUSIVE PROPERTY OF SONNNY'S ENTERPRISES INC. ALL RIGHTS RESERVED.

LOCATION: -NY-

Sheet	Rev.
3.3	— + —

SECTION THRU TRENCH; GC CONVEYOR PIT DESIGN GENERIC

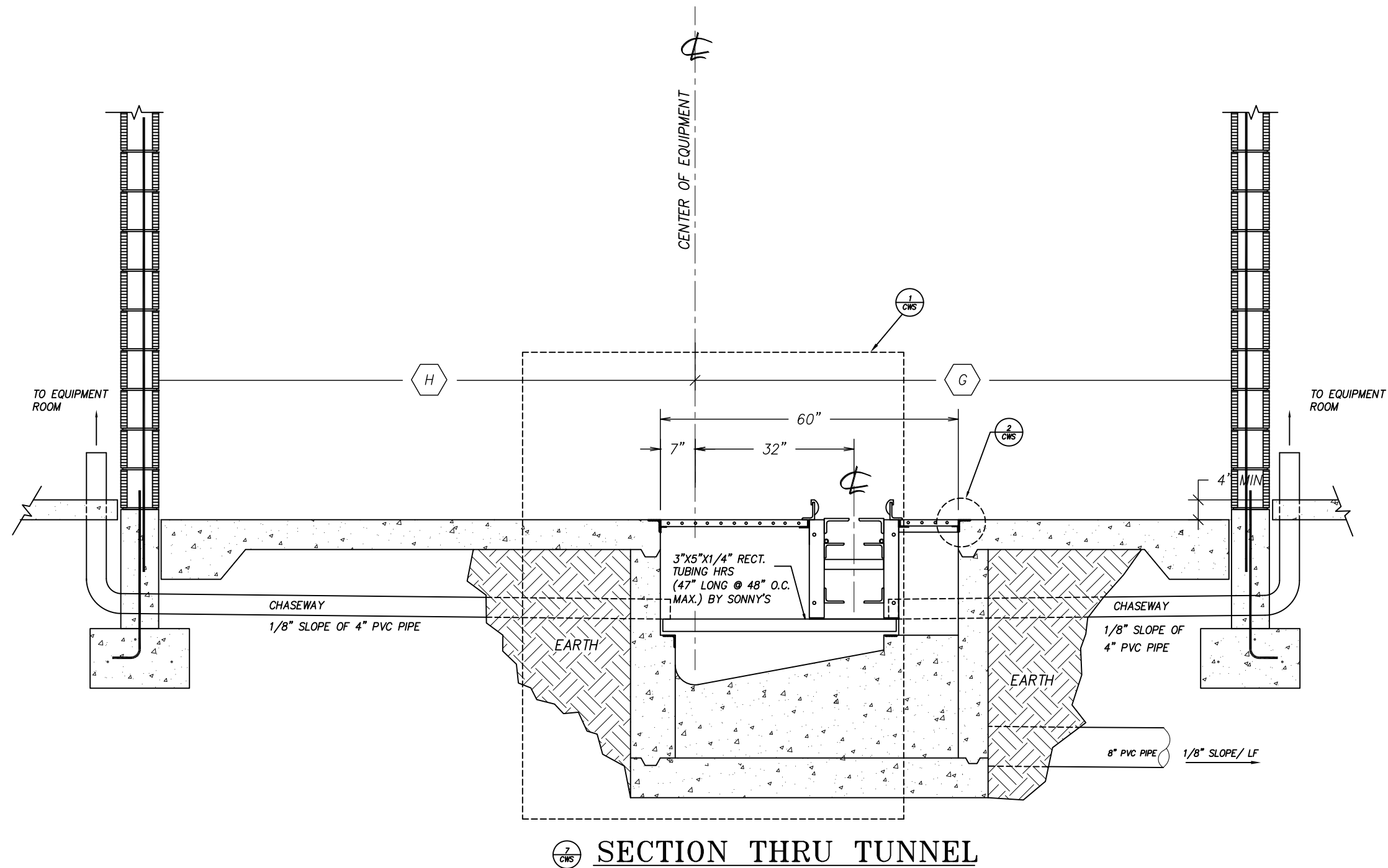
© 2020 SONNY'S ENTERPRISES, INC. 5605 Hiatus Road, Tamarac, FL. 33321 USA. TEL.800-327-8723



SONNY'S
The CarWash Factory

<http://www.SonnysDirect.com>

DATE:	06.24.20
REVISION DATE:	07.22.20
CREATED BY:	LV
REVISED BY:	DQC
CHECKED BY:	Luis V.



NOT FOR CONSTRUCTION UNTIL APPROVED BELOW.

APPROVED BY. _____

DATE _____

DISCLAIMER
ALTHOUGH BUILDING CODES HAVE BEEN CONSIDERED IN DEVELOPING THIS DRAWING, VERIFICATION OF SITE SPECIFIC CONDITIONS AND COMPLIANCE WITH FEDERAL, STATE AND LOCAL BUILDING CODES IS THE EXCLUSIVE RESPONSIBILITY OF THE CUSTOMER AND/OR ARCHITECT AND ENGINEER. THESE DRAWINGS REFLECT REQUIREMENTS FOR SONNY'S FURNISHED EQUIPMENT ONLY UNLESS OTHERWISE NOTED. PLEASE REFER TO OTHER MANUFACTURERS, IF ANY, FOR THEIR EQUIPMENT REQUIREMENTS.

CONFIDENTIAL WARNING:
THIS SHEET CONTAINS AND CONSTITUTES CONFIDENTIAL INFORMATION, IMAGES AND TRADE SECRETS OF SONNY'S ENTERPRISES INC. ANY UNAUTHORIZED USE OR DISCLOSURE OF ANY OR PORTION THEREOF, IS STRICTLY PROHIBITED. THIS WORK IS THE EXCLUSIVE PROPERTY OF SONNY'S ENTERPRISES INC. ALL RIGHTS RESERVED.

20322-D6-ROYAL WASH - GATES

SCALE: N.T.S.

LOCATION: -NY-

Sheet

3.4

Rev.

- + -

SECTION THRU TRENCH; GC
CONVEYOR PIT DESIGN
GENERIC

SONNY'S
The CarWash Factory

© 2020 SONNY'S ENTERPRISES, INC. 5605 Hiatus Road, Tamarac, FL. 33321 USA. TEL.800-327-8723

<http://www.SonnysDirect.com>

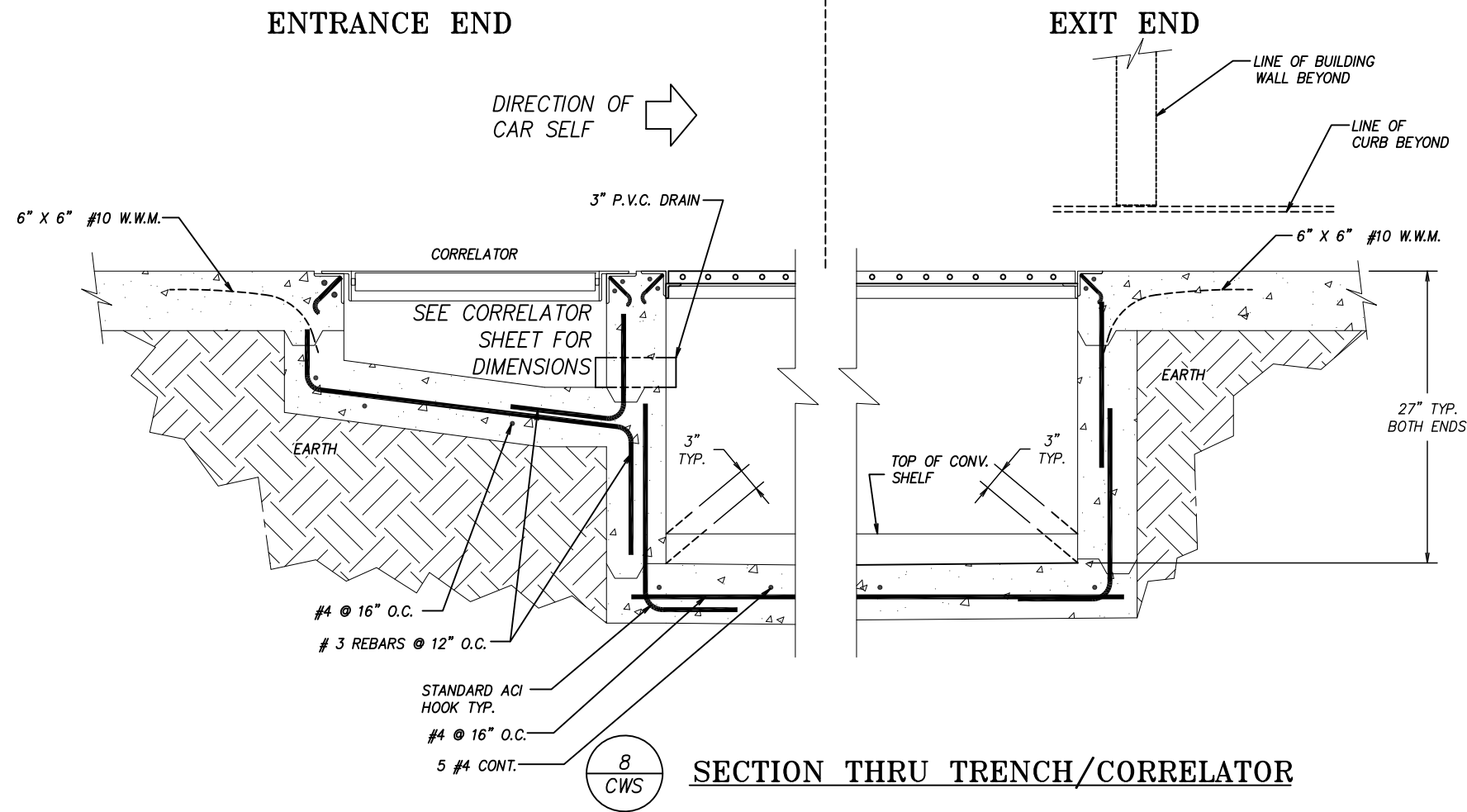
DATE: 06.24.20

REVISION DATE: 07.22.20

CREATED BY: LV

REVISED BY: DQC

CHECKED BY: Luis V.



NOT FOR CONSTRUCTION UNTIL APPROVED BELOW.

APPROVED BY. _____ DATE _____

DISCLAIMER
ALTHOUGH BUILDING CODES HAVE BEEN CONSIDERED IN DEVELOPING THIS DRAWING, VERIFICATION OF SITE SPECIFIC CONDITIONS AND COMPLIANCE WITH FEDERAL, STATE AND LOCAL BUILDING CODES IS THE EXCLUSIVE RESPONSIBILITY OF THE CUSTOMER AND/OR ARCHITECT AND ENGINEER. THESE DRAWINGS REFLECT REQUIREMENTS FOR SONNY'S FURNISHED EQUIPMENT ONLY UNLESS OTHERWISE NOTED. PLEASE REFER TO OTHER MANUFACTURERS, IF ANY, FOR THEIR EQUIPMENT REQUIREMENTS.


CONFIDENTIAL WARNING:
THIS SHEET CONTAINS AND CONSTITUTES CONFIDENTIAL INFORMATION, IMAGES AND TRADE SECRETS OF SONNY'S ENTERPRISES INC. ANY UNAUTHORIZED USE OR DISCLOSURE OF ANY OR PORTION THEREOF, IS STRICTLY PROHIBITED. THIS WORK IS THE EXCLUSIVE PROPERTY OF SONNY'S ENTERPRISES INC. ALL RIGHTS RESERVED.

20322-D6-ROYAL WASH - GATES

SCALE: N.T.S. LOCATION: -NY-

Sheet 3.5 Rev. -+-

SECTION THRU TRENCH; GC
CONVEYOR PIT DESIGN
GENERIC

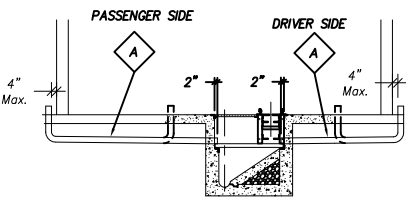
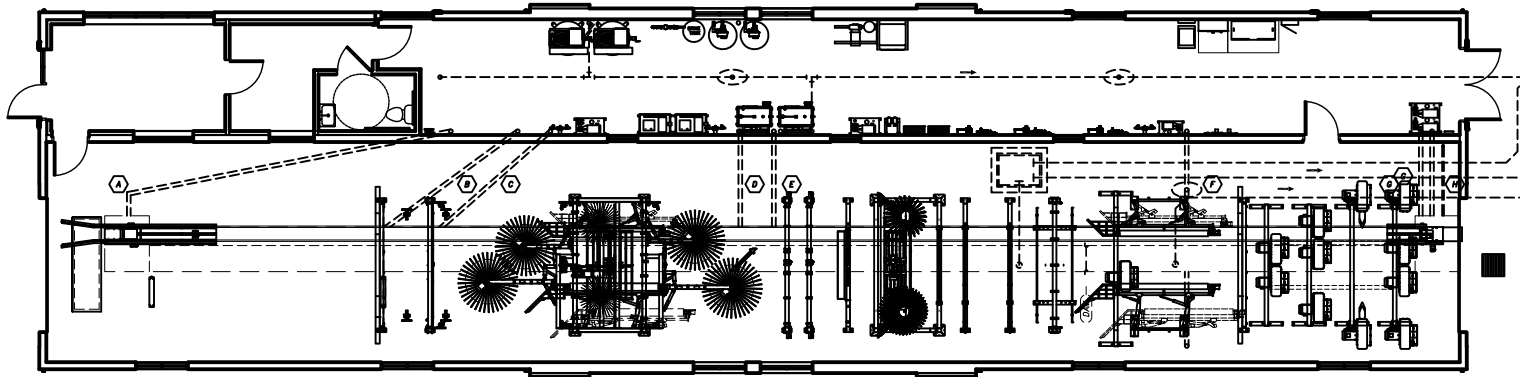


SONNY'S
The CarWash Factory

© 2020 SONNY'S ENTERPRISES, INC. 5605 Hiatus Road, Tamarac, FL. 33321 USA. TEL.800-327-8723

http://www.SonnysDirect.com

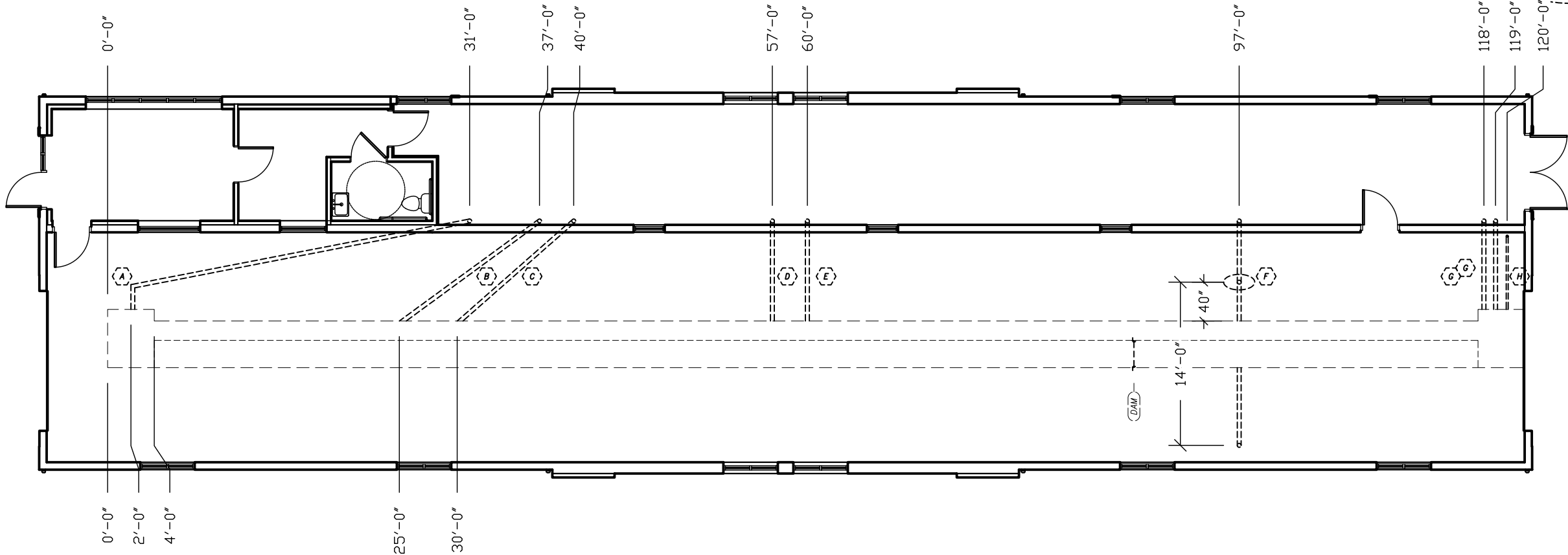
DATE:	06.24.20
REVISION DATE:	07.22.20
CREATED BY:	LV
REVISED BY:	DQC
CHECKED BY:	Luis V.



TYPICAL SELF CLEAN
CHASEWAY INSTALLATION DETAIL
N.T.S.

- CHASEWAYS NOTES
1. SLOPE CHASEWAYS TO DRAIN INTO TRENCH
 2. 90° BENDS IN CHASEWAYS SHALL BE MADE USING "SWEEP" ELBOWS OR TWO (2) 45° ELBOWS OR "SWEEP" TEE WHEN APPLICABLE.
- 19" BOTTOM OF PIPE.

NO.	CHASEWAY SCHEDULE	
A	4" PVC PIPE	ROLLER UP
B	4" PVC PIPE	PHOTO EYE
C	4" PVC PIPE	CTA
D	4" PVC PIPE	UNDER CARRIAGE
E	4" PVC PIPE	DRAIN
F	4" PVC PIPE	TSA
G	4" PVC PIPE	CONVEYOR
H	2" PVC PIPE	ANTI COLLISION BOX
		PNEUMATIC
		ELECTRIC
		CHEMICAL DISTRIBUTION
		WATER
		CHEMICAL
		HYDRAULIC
		ELECTRIC



NOT FOR CONSTRUCTION UNTIL APPROVED BELOW.

APPROVED BY. _____ DATE _____

DISCLAIMER
ALTHOUGH BUILDING CODES HAVE BEEN CONSIDERED IN DEVELOPING THIS DRAWING, VERIFICATION OF SITE SPECIFIC CONDITIONS AND COMPLIANCE WITH FEDERAL, STATE AND LOCAL BUILDING CODES IS THE EXCLUSIVE RESPONSIBILITY OF THE CUSTOMER AND/OR ARCHITECT AND ENGINEER. THESE DRAWINGS REFLECT REQUIREMENTS FOR SONNY'S FURNISHED EQUIPMENT ONLY UNLESS OTHERWISE NOTED. PLEASE REFER TO OTHER MANUFACTURERS, IF ANY, FOR THEIR EQUIPMENT REQUIREMENTS.

CONFIDENTIAL WARNING:
THIS SHEET CONTAINS AND CONSTITUTES CONFIDENTIAL INFORMATION, IMAGES AND TRADE SECRETS OF SONNY'S ENTERPRISES INC. ANY UNAUTHORIZED USE OR DISCLOSURE OF ANY OR PORTION THEREOF, IS STRICTLY PROHIBITED. THIS WORK IS THE EXCLUSIVE PROPERTY OF SONNY'S ENTERPRISES INC. ALL RIGHTS RESERVED.

20322-D6-ROYAL WASH - GATES

SCALE: 3/32"=1' LOCATION: -NY-

Sheet 4.1 Rev. -+-

CHASE WAY; GC



© 2020 SONNY'S ENTERPRISES, INC. 5605 Hiatus Road, Tamarac, FL. 33321 USA. TEL.800-327-8723

http://www.SonnysDirect.com

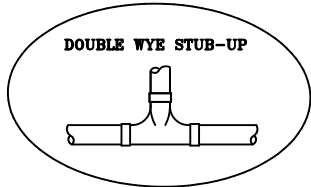
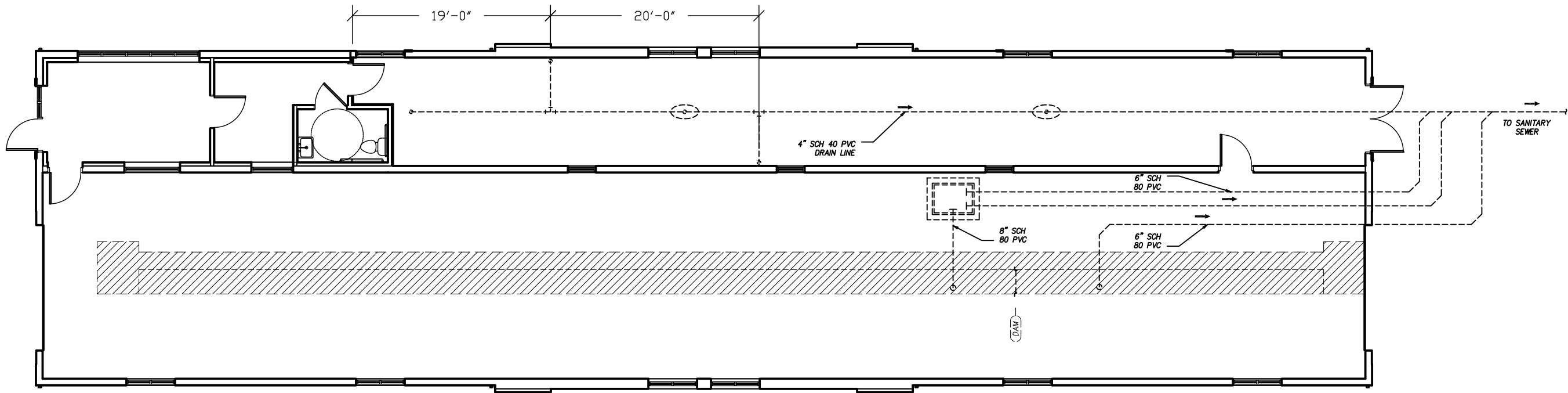
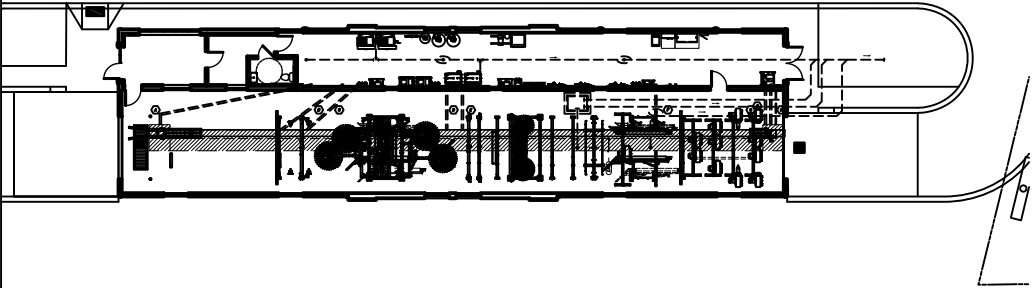
DATE: 06.24.20

REVISION DATE: 07.22.20

CREATED BY: LV

REVISED BY: DQC

CHECKED BY: Luis V.



NOT FOR CONSTRUCTION UNTIL APPROVED BELOW.

APPROVED BY. _____ DATE _____

DISCLAIMER
ALTHOUGH BUILDING CODES HAVE BEEN CONSIDERED IN DEVELOPING THIS DRAWING, VERIFICATION OF SITE SPECIFIC CONDITIONS AND COMPLIANCE WITH FEDERAL, STATE AND LOCAL BUILDING CODES IS THE EXCLUSIVE RESPONSIBILITY OF THE CUSTOMER AND/OR ARCHITECT AND ENGINEER. THESE DRAWINGS REFLECT REQUIREMENTS FOR SONNY'S FURNISHED EQUIPMENT ONLY UNLESS OTHERWISE NOTED. PLEASE REFER TO OTHER MANUFACTURERS, IF ANY, FOR THEIR EQUIPMENT REQUIREMENTS.

CONFIDENTIAL WARNING:
THIS SHEET CONTAINS AND CONSTITUTES CONFIDENTIAL INFORMATION, IMAGES AND TRADE SECRETS OF SONNY'S ENTERPRISES INC. ANY UNAUTHORIZED USE OR DISCLOSURE OF ANY OR PORTION THEREOF, IS STRICTLY PROHIBITED. THIS WORK IS THE EXCLUSIVE PROPERTY OF SONNY'S ENTERPRISES INC. ALL RIGHTS RESERVED.

20322-D6-ROYAL WASH - GATES

SCALE: N.T.S.

LOCATION: -NY-

Sheet	Rev.
4.2	--

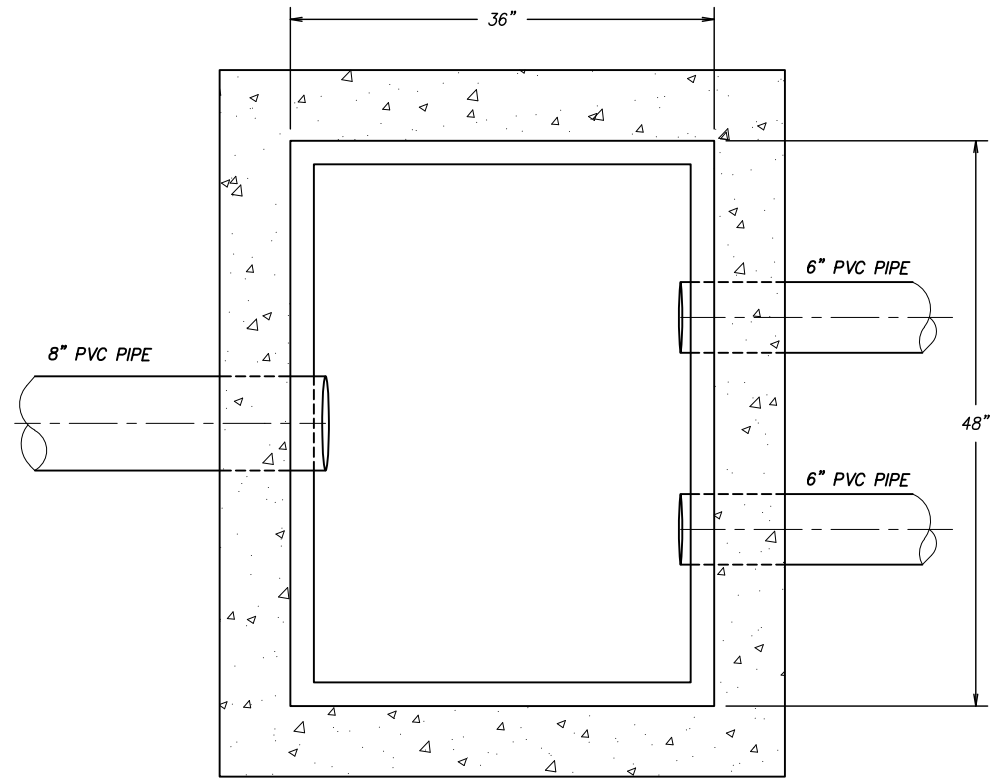
RECLAIM/SEWER LAYOUT; GC



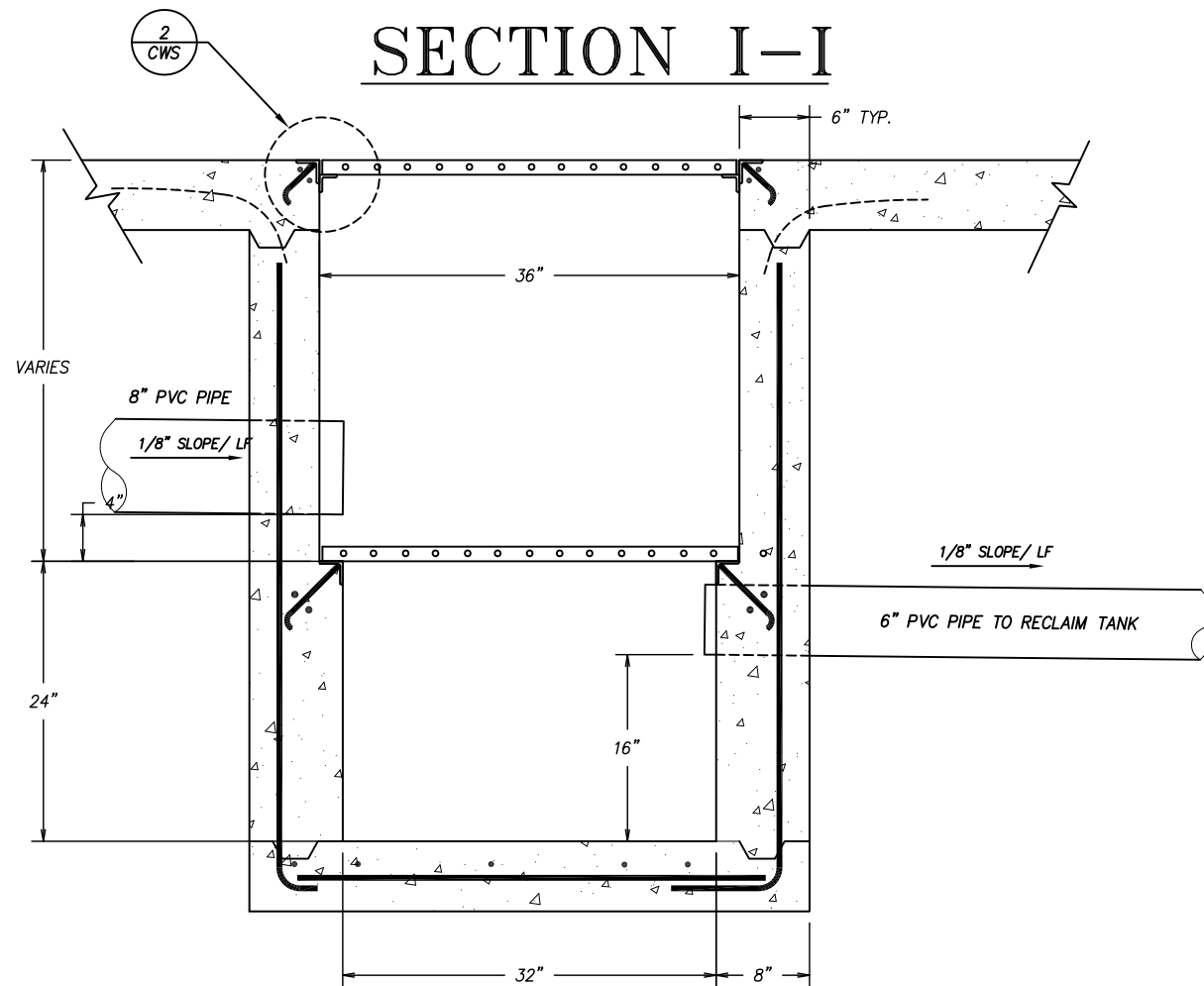
SONNY'S
The CarWash Factory

http://www.SonnysDirect.com

DATE:	06.24.20
REVISION DATE:	07.22.20
CREATED BY:	LV
REVISED BY:	DQC
CHECKED BY:	Luis V.



SECTION I-I



NOT FOR CONSTRUCTION UNTIL APPROVED BELOW.

APPROVED BY. _____

DATE _____

DISCLAIMER
ALTHOUGH BUILDING CODES HAVE BEEN CONSIDERED IN DEVELOPING THIS DRAWING, VERIFICATION OF SITE SPECIFIC CONDITIONS AND COMPLIANCE WITH FEDERAL, STATE AND LOCAL BUILDING CODES IS THE EXCLUSIVE RESPONSIBILITY OF THE CUSTOMER AND/OR ARCHITECT AND ENGINEER. THESE DRAWINGS REFLECT REQUIREMENTS FOR SONNY'S FURNISHED EQUIPMENT ONLY UNLESS OTHERWISE NOTED. PLEASE REFER TO OTHER MANUFACTURERS, IF ANY, FOR THEIR EQUIPMENT REQUIREMENTS.

CONFIDENTIAL WARNING:
THIS SHEET CONTAINS AND CONSTITUTES CONFIDENTIAL INFORMATION, IMAGES AND TRADE SECRETS OF SONNY'S ENTERPRISES INC. ANY UNAUTHORIZED USE OR DISCLOSURE OF ANY OR PORTION THEREOF, IS STRICTLY PROHIBITED. THIS WORK IS THE EXCLUSIVE PROPERTY OF SONNY'S ENTERPRISES INC. ALL RIGHTS RESERVED.

20322-D6-ROYAL WASH - GATES

SCALE: N.T.S.

LOCATION: -NY-

Sheet Rev.

4.5 -+-

TRASH PIT DETAIL; GC



<http://www.SonnysDirect.com>

© 2020 SONNY'S ENTERPRISES, INC. 5605 Hiatus Road, Tamarac, FL. 33321 USA. TEL.800-327-8723


DATE: 06.24.20

REVISION DATE: 07.22.20

CREATED BY: LV

REVISED BY: DQC

CHECKED BY: Luis V.

SOLENOID VOLTAGE = 24V																				
480V		EQUIPMENT LIST										RESPONSIBILITY MATRIX								
ITEM #	DESCRIPTION	ELECTRICAL  M.S.						COLD	WATER HOT RECLAIM	AIR	PLUMBING AND MECHANICAL WORK				ELECTRICAL WORK			REMARKS		
		VOLT	HP	PHASE	AMP	C.B.					FURN. BY:	ERECTED BY:	EQ. RM.	PIPING:	TUNNEL. PIPING:	FURN. BY:	ERECTED BY:		WIRED BY:	
DRB-SYS	DALE R. BROTT SYSTEMS	120V		1P		20					BY OTHERS	GC		GC	BY OTHERS	GC	GC			
1-C	ROLLER UP SOLENOID	24V		1P	.27A					1/2"	SONNYS	SCW		N/A	SCW	SONNYS	SCW	GC		
1-P	WATER SOFTENER SYSTEM (25CF)	120V		1P	0.6A	10		1-1/2"			BY OTHERS	N/A		GC	GC	BY OTHERS	N/A	GC		
2-A	PREP. GUN PUMP	480V	7.5HP	3P	11A	20	1		3/4"		SONNYS	SCW		GC	GC	SONNYS	SCW	GC		
2-A	PREP. GUN PUMP	480V	7.5HP	3P	11A	20	1		3/4"		SONNYS	SCW		GC	GC	SONNYS	SCW	GC		
2-A	PREP. GUN PUMP	480V	7.5HP	3P	11A	20	1		3/4"		SONNYS	SCW		GC	GC	SONNYS	SCW	GC		
2-A	PREP. GUN PUMP	480V	7.5HP	3P	11A	20	1		3/4"		SONNYS	SCW		GC	GC	SONNYS	SCW	GC		
2-B	PREP. GUN STATION							1/2"			SONNYS	SCW		GC	GC	SONNYS	SCW	N/A	SCH-80 GALVANIZED PIPE	
5-4	FOAMING APPLICATOR-APAP3 (ARCH)										SONNYS	SCW		N/A	SCW	SONNYS	SCW	N/A		
5-8	UNDER CARRIAGE										SONNYS	SCW		N/A	SCW	SONNYS	SCW	N/A		
5-C	APPLICATOR #1 TOP SOLENOID	24V		1P	1.2A						SONNYS	SCW		N/A	SCW	SONNYS	SCW	GC		
5-D	APPLICATOR #1 SIDE SOLENOID	24V		1P	1.2A						SONNYS	SCW		N/A	SCW	SONNYS	SCW	GC		
5-M	UNDER CARRIAGE SOLENOID	24V		1P	1.2A			3/4"			SONNYS	SCW		N/A	SCW	SONNYS	SCW	GC		
7-4	CTA Mr.FOAMER										SONNYS	SCW		N/A	SCW	SONNYS	SCW	N/A		
7-4	CTA Mr.FOAMER										SONNYS	SCW		N/A	SCW	SONNYS	SCW	N/A		
7-C	CTA SOLENOID #1	24V		1P	1.2A						SONNYS	SCW		N/A	SCW	SONNYS	SCW	GC		
7-D	CTA SOLENOID #2	24V		1P	1.2A						SONNYS	SCW		N/A	SCW	SONNYS	SCW	GC		
8-7	Fusion PRIME										SONNYS	SCW		N/A	SCW	SONNYS	SCW	N/A		
8-G	Fusion PRIME SOLENOID	24V		1P	1.2A						SONNYS	SCW		N/A	SCW	SONNYS	SCW	GC		
9-C	BOILER HYDRONIC FLOOR HEATER	120V		1P		30		1-1/2"	1-1/2"		BY OTHERS	GC		GC	N/A	BY OTHERS	GC	GC	[3/4" GAS 5" VTR] BY G.C. (SEE MANUAL)	
9-D	PALOMA WATER HEATER (170K BTU)	120V		1P		20		*1"	1"		BY OTHERS	GC		GC	GC	BY OTHERS	GC	GC	[3/4" GAS 7" VTR] BY G.C. (SEE MANUAL)	
9-D	PALOMA WATER HEATER (170K BTU)	120V		1P		20		*1"	1"		BY OTHERS	GC		GC	GC	BY OTHERS	GC	GC	[3/4" GAS 7" VTR] BY G.C. (SEE MANUAL)	
9-D	PALOMA WATER HEATER (170K BTU)	120V		1P		20		*1"	1"		BY OTHERS	GC		GC	GC	BY OTHERS	GC	GC	[3/4" GAS 7" VTR] BY G.C. (SEE MANUAL)	
9-D	PALOMA WATER HEATER (170K BTU)	120V		1P		20		*1"	1"		BY OTHERS	GC		GC	GC	BY OTHERS	GC	GC	[3/4" GAS 7" VTR] BY G.C. (SEE MANUAL)	
10-6	WRAP FOAMER TUBE										SONNYS	SCW		N/A	SCW	SONNYS	SCW	N/A		
10-7	WRAP FOAMER TUBE										SONNYS	SCW		N/A	SCW	SONNYS	SCW	N/A		
10-12	WRAP ENT. DOUBLE JOG ELECTRIC										SONNYS	SCW		N/A	SCW	SONNYS	SCW	N/A		
10-13	WRAP EXIT DOUBLE JOG ELECTRIC										SONNYS	SCW		N/A	SCW	SONNYS	SCW	N/A		
10-A	AIR COMPRESSOR	208V	10HP	3P	30.8A	60				1"	BY OTHERS	N/A		GC	N/A	BY OTHERS	N/A	GC	(SEE MANUFACTURER MANUAL)	
10-A	AIR COMPRESSOR	208V	10HP	3P	30.8A	60				1"	BY OTHERS	N/A		GC	N/A	BY OTHERS	N/A	GC	(SEE MANUFACTURER MANUAL)	
10-B	WRAP MOTOR (DS)	480V	1HP	3P	1.65A	15	00				SONNYS	SCW		N/A	N/A	SONNYS	SCW	GC		
10-C	WRAP MOTOR (PS)	480V	1HP	3P	1.65A	15	00				SONNYS	SCW		N/A	N/A	SONNYS	SCW	GC		
10-E	WRAP RETRACT SOLENOID (D.S.)	24V		1P	.27A					1/2"	SONNYS	SCW		N/A	SCW	SONNYS	SCW	GC		
10-F	WRAP RETRACT SOLENOID (P.S.)	24V		1P	.27A					1/2"	SONNYS	SCW		N/A	SCW	SONNYS	SCW	GC		
10-J	WRAP BRUSH WATER SOLENOID	24V		1P	1.2A			3/4"			SONNYS	SCW		N/A	SCW	SONNYS	SCW	GC		
10-K	WRAP BRUSH WATER SOLENOID	24V		1P	1.2A			3/4"			SONNYS	SCW		N/A	SCW	SONNYS	SCW	GC		
10-L	AIR DRYER 35.CFM	120V	1/4HP	1P	5.8	15				3/4"	BY OTHERS	N/A		GC	N/A	BY OTHERS	N/A	GC		
10-N	WRAP FOAMER SOLENOID #1	24V		1P	1.2A						SONNYS	SCW		N/A	SCW	SONNYS	SCW	GC		
10-P	WRAP FOAMER SOLENOID #2	24V		1P	1.2A						SONNYS	SCW		N/A	SCW	SONNYS	SCW	GC		
10-Q	WRAP MOTOR EXIT (DS)	480V	1HP	3P	1.65A	15	00				SONNYS	SCW		N/A	N/A	SONNYS	SCW	GC		
10-R	WRAP MOTOR EXIT (PS)	480V	1HP	3P	1.65A	15	00				SONNYS	SCW		N/A	N/A	SONNYS	SCW	GC		
10-S	WRAP RETRACT SOLENOID (D.S.)	24V		1P	.27A					1/2"	SONNYS	SCW		N/A	SCW	SONNYS	SCW	GC		
10-T	WRAP RETRACT SOLENOID (P.S.)	24V		1P	.27A					1/2"	SONNYS	SCW		N/A	SCW	SONNYS	SCW	GC		
11-4	TIRE SEAL-8'										BY OTHERS	N/A		N/A	N/A	BY OTHERS	N/A	N/A		
11-9	TIRE/WHEEL BISON (TBGBISON)										SONNYS	SCW		N/A	SCW	SONNYS	SCW	N/A		
11-C	TIRE BRUSH RETRACT SOLENOID	24V		1P	.27A					1/2"	SONNYS	SCW		N/A	SCW	SONNYS	SCW	GC		
11-D	(T.S.A.) TIRE SHINE RETRACT SOLENOID	24V		1P	.27A					1/2"	SONNYS	SCW		SCW	SCW	SONNYS	SCW	GC		
11-E	TIRE BRUSH INWARD AIR SOLENOID	24V		1P	.27A					1/2"	SONNYS	SCW		N/A	SCW	SONNYS	SCW	GC		
11-F	(T.S.A.) SUPPLY STATION (G-57)									1/2"	SONNYS	SCW		SCW	SCW	SONNYS	SCW	SCW		
11-G	(T.S.A.) CONTROL PANEL										SONNYS	SCW		GC	SCW	SONNYS	SCW	SCW		
11-i	TBG_SFB POWER PACK	480V	7.5HP	3P	11A	20	1				SONNYS	SCW		N/A	SCW	SONNYS	SCW	GC		
11-J	TIRE DRESSING POWER PACK	480V	3HP	3P	4.1A	15	00				SONNYS	SCW		N/A	SCW	SONNYS	SCW	GC		
12-0	HIGH PRESSURE FLIP ARCH										SONNYS	SCW		N/A	SCW	SONNYS	SCW	N/A		
12-0	HIGH PRESSURE FLIP ARCH										SONNYS	SCW		N/A	SCW	SONNYS	SCW	N/A		
12-L	RINSE FLIP SOLENOID	24V		1P	.27A					1/2"	SONNYS	SCW		N/A	SCW	SONNYS	SCW	GC		
12-M	RINSE FLIP SOLENOID #2	24V		1P	.27A					1/2"	SONNYS	SCW		N/A	SCW	SONNYS	SCW	GC		
13-B	H-25 STAND & CONT. (DOUBLE UNIT)	24V		1P				*1"			SONNYS	SCW		GC	SCW	SONNYS	SCW	GC		
13-BB	H-25 STAND & CONT. (DOUBLE UNIT)	24V		1P				*1"			SONNYS	SCW		GC	SCW	SONNYS	SCW	GC		
13-C	H-25 OMNI PUMP TOP (#1)	480V	15HP	3P	21A	40	2				SONNYS	SCW		N/A	SCW	SONNYS	SCW	GC	GC= GENERAL CONTRACTOR SCW = SONNYS (CARWASH INSTALLER)	
13-C	H-25 OMNI PUMP TOP (#1)	480V	15HP	3P	21A	40	2				SONNYS	SCW		N/A	SCW	SONNYS	SCW	GC	* SOFT WATER LINE	
13-H	H-25 OMNI PUMP TOP (#2)	480V	15HP	3P	21A	40	2				SONNYS	SCW		N/A	SCW	SONNYS	SCW	GC	** R.O. WATER LINE	
13-H	H-25 OMNI PUMP TOP (#2)	480V	15HP	3P	21A	40	2				SONNYS	SCW		N/A	SCW	SONNYS	SCW	GC	*** REJECT WATER LINE	

DISCLAIMER
ALTHOUGH BUILDING CODES HAVE BEEN CONSIDERED IN DEVELOPING THIS DRAWING, VERIFICATION OF SITE SPECIFIC CONDITIONS AND COMPLIANCE WITH FEDERAL, STATE AND LOCAL BUILDING CODES IS THE EXCLUSIVE RESPONSIBILITY OF THE CUSTOMER AND/OR ARCHITECT AND ENGINEER. THESE DRAWINGS REFLECT REQUIREMENTS FOR SONNY'S FURNISHED EQUIPMENT ONLY UNLESS OTHERWISE NOTED. PLEASE REFER TO OTHER MANUFACTURERS, IF ANY, FOR THEIR EQUIPMENT REQUIREMENTS.

CONFIDENTIAL WARNING:
THIS SHEET CONTAINS AND CONSTITUTES CONFIDENTIAL INFORMATION, IMAGES AND TRADE SECRETS OF SONNY'S ENTERPRISES INC. ANY UNAUTHORIZED USE OR DISCLOSURE OF ANY OR PORTION THEREOF, IS STRICTLY PROHIBITED. THIS WORK IS THE EXCLUSIVE PROPERTY OF SONNY'S ENTERPRISES INC. ALL RIGHTS RESERVED.

20322-D6-ROYAL WASH - GATES

SCALE: N.T.S.

LOCATION: -NY-

Sheet 5.1
Rev. +-+


DATE: 06.24.20

REVISION DATE: 07.22.20

CREATED BY: LV

REVISED BY: DQC

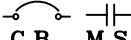
CHECKED BY:



http://www.SonnysDirect.com

EQUIPMENT LIST-1

© 2020 SONNY'S ENTERPRISES, INC. 5605 Hiatus Road, Tamarac, FL. 33321 USA. TEL.800-327-8723

SOLENOID VOLTAGE = 24V																				
480V		EQUIPMENT LIST										RESPONSIBILITY MATRIX								
ITEM #	DESCRIPTION	ELECTRICAL 						WATER			AIR	PLUMBING AND MECHANICAL WORK				ELECTRICAL WORK			REMARKS	
		VOLT	HP	PHASE	AMP	C.B.	M.S.	COLD	HOT	RECLAIM		FURN. BY:	ERECTED BY:	EQ. RM.	PIPING:	TUNNEL. PIPING:	FURN. BY:	ERECTED BY:		WIRED BY:
14-12	Fusion WAX MANIFOLD PALOOZA											BY OTHERS	N/A	N/A	N/A	BY OTHERS	N/A	N/A		
14-16	3 COLOR FOAMER (Mr.Foamer)											SONNYS	SCWI	N/A	SCWI	SONNYS	SCWI	N/A		
14-F	COLOR FOAMER SOLENOID #1	24V		1P	1.2A							SONNYS	SCWI	N/A	SCWI	SONNYS	SCWI	GC		
14-G	COLOR FOAMER SOLENOID #2	24V		1P	1.2A							SONNYS	SCWI	N/A	SCWI	SONNYS	SCWI	GC		
14-H	COLOR FOAMER SOLENOID #3	24V		1P	1.2A							SONNYS	SCWI	N/A	SCWI	SONNYS	SCWI	GC		
14-L	Fusion WAX SOLENOID	24V		1P	1.2A							BY OTHERS	N/A	N/A	N/A	BY OTHERS	N/A	GC		
14-L	Fusion WAX SOLENOID	24V		1P	1.2A							BY OTHERS	N/A	N/A	N/A	BY OTHERS	N/A	GC		
15-3	SIDE BRUSH BM-21"											SONNYS	SCWI	N/A	SCWI	SONNYS	SCWI	N/A		
15-16	ROCKER PANEL18" (SFBTB18/A)											SONNYS	SCWI	N/A	SCWI	SONNYS	SCWI	N/A		
15-A	SIDE BRUSH POWER UNIT	480V	5HP	3P	7.6A	15	0					SONNYS	SCWI	N/A	SCWI	SONNYS	SCWI	GC		
15-J	SIDE BRUSH- REC. SOLENOID	24V		1P	1.2A			3/4"				SONNYS	SCWI	N/A	SCWI	SONNYS	SCWI	GC		
16-1	RINSE ARCH RNS-100 (ARCH)											SONNYS	SCWI	N/A	SCWI	SONNYS	SCWI	N/A		
16-3	RAIN ARCH											SONNYS	SCWI	N/A	SCWI	SONNYS	SCWI	N/A		
16-9	VISION CLEAR											SONNYS	SCWI	N/A	SCWI	SONNYS	SCWI	N/A		
16-10	MIRROR RINSE (RNSMIRRAIN)											BY OTHERS	N/A	N/A	N/A	BY OTHERS	N/A	N/A		
16-B	DRYING AGENT/RINSE WAX SOLENOID	24V		1P	1.2A			3/4"				SONNYS	SCWI	N/A	SCWI	SONNYS	SCWI	GC		
16-F	RAIN ARCH SOLENOID	24V		1P	1.2A			3/4"				SONNYS	SCWI	N/A	SCWI	SONNYS	SCWI	GC		
16-H	RINSE ARCH SOLENOID	24V		1P	1.2A			3/4"				SONNYS	SCWI	N/A	SCWI	SONNYS	SCWI	GC		
16-i	MIRROR RINSE SOLENOID	24V		1P	1.2A			3/4"				BY OTHERS	N/A	GC	N/A	BY OTHERS	N/A	GC		
16-N	VISION CLEAR SOLENOID	24V		1P	1.2A			3/4"				SONNYS	SCWI	N/A	SCWI	SONNYS	SCWI	GC		
17-4	DRYING AGENT/RINSE WAX (ARCH)											SONNYS	SCWI	N/A	SCWI	SONNYS	SCWI	N/A		
17-5	FINAL RINSE (ARCH) RNS-100											SONNYS	SCWI	N/A	SCWI	SONNYS	SCWI	N/A		
17-6	MULTIPLE RAIN (ARCH-10')											SONNYS	SCWI	N/A	SCWI	SONNYS	SCWI	N/A		
17-D	FINAL RINSE SOLENOID	24V		1P	1.2A			3/4"				SONNYS	SCWI	N/A	SCWI	SONNYS	SCWI	GC		
18-0	CONVEYOR PIT											GC	GC	GC	GC	N/A	N/A	N/A	CONVEYOR PIT 1'-6" LONGER THAN CONVEYOR	
18-1	(8X2) CORRELATOR PIT											GC	GC	N/A	N/A	N/A	N/A	N/A		
18-10	GALVANIZED TUBE (3X5)"											SONNYS	SCWI							
18-B	CONVEYOR POWER PACK (Twin)	480V	10HP	3P	14A	25	1					SONNYS	SCWI	N/A	SCWI	SONNYS	SCWI	GC		
18-C	CONVEYOR AIR SOL.	24V		1P	.27A					1/2"		SONNYS	SCWI	GC	SCWI	SONNYS	SCWI	GC		
18-E	GRATING, FIBERGLASS 1-1/2"											BY OTHERS	N/A	N/A	N/A	N/A	N/A	N/A		
19	ENTRANCE EYE CONTROL STATION	24V		1P	.67A							SONNYS	SCWI	N/A	N/A	SONNYS	SCWI	GC		
19-3	ROLLER MID 4WHL W/LOG LINK											SONNYS	SCWI	N/A	SCWI	SONNYS	SCWI	N/A		
20-1	TUNNEL CONTROLLER	24V		1P	.67A							BY OTHERS	N/A	N/A	N/A	BY OTHERS	N/A	GC		
21	MOTOR CONTROL CENTER (MCC)	480V		3P	TBD							SONNYS	GC	N/A	N/A	SONNYS	GC	GC	(VERIFY TCL)	
21-C	ANTI COLLISION CONTROL BOX	24V		1P	.10A							SONNYS	SCWI	N/A	N/A	SONNYS	SCWI	GC		
22-A	ELECTRICAL EYE SENSORS											SONNYS	SCWI	N/A	N/A	SONNYS	SCWI	GC		
22-B	ENTRANCE TIRE SWITCH											SONNYS	SCWI	N/A	N/A	SONNYS	SCWI	GC		
22-C	STOP / START STATIONS	24V		1P								GC	GC	N/A	N/A	GC	GC	GC	MOMENTARY START	
22-D	ANTI COLLISION PAD	24V		1P								SONNYS	SCWI	N/A	N/A	SONNYS	SCWI	GC		
22-E	WARNING HORN	24V		1P								BY OTHERS	N/A	N/A	N/A	BY OTHERS	N/A	GC		
22-Q	AUTO ROLLER UP											SONNYS	SCWI	N/A	N/A	SONNYS	SCWI	GC		
23-4	MITTER/MOTOR SFM901 (FB)	480V	2HP	3P	3.4A	15	00					SONNYS	SCWI	N/A	SCWI	SONNYS	SCWI	GC		
23-C	MITTER WATER SOLENOID F_B	24V		1P	1.2A			3/4"				SONNYS	SCWI	N/A	SCWI	SONNYS	SCWI	GC		
24-8	MITTER/MOTOR SFM807W (SS)	480V	2HP	3P	3.4A	15	00					SONNYS	SCWI	N/A	SCWI	SONNYS	SCWI	GC		
24-B	MITTER S_S WATER SOLENOID	24V		1P	1.2A			3/4"				SONNYS	SCWI	N/A	SCWI	SONNYS	SCWI	GC		
25-0	BLOWER ARCH SPACER (Qty.6)											SONNYS	SCWI	N/A	N/A	SONNYS	SCWI	N/A		
25-2	BLOWER ARCH 130" (Qty.4)											SONNYS	SCWI	N/A	N/A	SONNYS	SCWI	N/A		
25-11	BLOWER ARCH 166"											SONNYS	SCWI	N/A	N/A	SONNYS	SCWI	N/A		
25-A	BLOWER MOTOR NO.1	480V	15HP	3P	17A	40	2					SONNYS	SCWI	N/A	N/A	SONNYS	SCWI	GC		
25-B	BLOWER MOTOR NO.2	480V	15HP	3P	17A	40	2					SONNYS	SCWI	N/A	N/A	SONNYS	SCWI	GC		
25-C	BLOWER MOTOR NO.3	480V	15HP	3P	17A	40	2					SONNYS	SCWI	N/A	N/A	SONNYS	SCWI	GC		
25-D	BLOWER MOTOR NO.4	480V	15HP	3P	17A	40	2					SONNYS	SCWI	N/A	N/A	SONNYS	SCWI	GC		
25-E	BLOWER MOTOR NO.5	480V	15HP	3P	17A	40	2					SONNYS	SCWI	N/A	N/A	SONNYS	SCWI	GC		
25-F	BLOWER MOTOR NO.6	480V	15HP	3P	17A	40	2					SONNYS	SCWI	N/A	N/A	SONNYS	SCWI	GC		
25-G	BLOWER MOTOR NO.7	480V	15HP	3P	17A	40	2					SONNYS	SCWI	N/A	N/A	SONNYS	SCWI	GC		
25-H	BLOWER MOTOR NO.8	480V	15HP	3P	17A	40	2					SONNYS	SCWI	N/A	N/A	SONNYS	SCWI	GC		
25-i	BLOWER MOTOR NO.9	480V	15HP	3P	17A	40	2					SONNYS	SCWI	N/A	N/A	SONNYS	SCWI	GC		
25-J	BLOWER MOTOR NO.10	480V	15HP	3P	17A	40	2					SONNYS	SCWI	N/A	N/A	SONNYS	SCWI	GC		
25-K	BLOWER MOTOR NO.11	480V	15HP	3P	17A	40	2					SONNYS	SCWI	N/A	N/A	SONNYS	SCWI	GC		
25-L	BLOWER MOTOR NO.12	480V	15HP	3P	17A	40	2					SONNYS	SCWI	N/A	N/A	SONNYS	SCWI	GC		
																		GC= GENERAL CONTRACTOR		
																		SCWI = SONNYS (CARWASH INSTALLER)		
																		* SOFT WATER LINE		

DISCLAIMER
ALTHOUGH BUILDING CODES HAVE BEEN CONSIDERED IN DEVELOPING THIS DRAWING, VERIFICATION OF SITE SPECIFIC CONDITIONS AND COMPLIANCE WITH FEDERAL, STATE AND LOCAL BUILDING CODES IS THE EXCLUSIVE RESPONSIBILITY OF THE CUSTOMER AND/OR ARCHITECT AND ENGINEER. THESE DRAWINGS REFLECT REQUIREMENTS FOR SONNY'S FURNISHED EQUIPMENT ONLY UNLESS OTHERWISE NOTED. PLEASE REFER TO OTHER MANUFACTURERS, IF ANY, FOR THEIR EQUIPMENT REQUIREMENTS.

CONFIDENTIAL WARNING:
THIS SHEET CONTAINS AND CONSTITUTES CONFIDENTIAL INFORMATION, IMAGES AND TRADE SECRETS OF SONNY'S ENTERPRISES INC. ANY UNAUTHORIZED USE OR DISCLOSURE OF ANY OR PORTION THEREOF, IS STRICTLY PROHIBITED. THIS WORK IS THE EXCLUSIVE PROPERTY OF SONNY'S ENTERPRISES INC. ALL RIGHTS RESERVED.

20322-D6-ROYAL WASH - GATES

SCALE: N.T.S.

LOCATION: -NY-

Sheet	Rev.
5.2	+-

GC= GENERAL CONTRACTOR
SCWI = SONNYS (CARWASH INSTALLER)
* SOFT WATER LINE
** R.O. WATER LINE
*** REJECT WATER LINE


DATE: 06.24.20

REVISION DATE: 07.22.20

CREATED BY: LV

REVISED BY: DQC

CHECKED BY:



© 2020 SONNY'S ENTERPRISES, INC.

5605 Hiatus Road, Tamarac, FL. 33321 USA. TEL.800-327-8723

EQUIPMENT LIST-2

20322-D6-ROYAL WASH - GATES

20322-D6-ROYAL WASH - GATES

SCALE: N.T.S.

LOCATION: -NY-

Sheet

Rev.

5.2

+-

SONNY'S

The CarWash Factory

DATE: 06.24.20

REVISION DATE: 07.22.20

CREATED BY: LV

REVISED BY: DQC

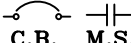
CHECKED BY:

© 2020 SONNY'S ENTERPRISES, INC.

5605 Hiatus Road, Tamarac, FL. 33321 USA. TEL.800-327-8723

http://www.SonnysDirect.com

Luis V.

SOLENOID VOLTAGE = 24V																			
480V		EQUIPMENT LIST										RESPONSIBILITY MATRIX							
ITEM #	DESCRIPTION	ELECTRICAL 						WATER			AIR	PLUMBING AND MECHANICAL WORK				ELECTRICAL WORK			REMARKS
		VOLT	HP	PHASE	AMP	C.B.	M.S.	COLD	HOT	RECLAIM		FURN. BY:	ERECTED BY:	EQ. RM. PIPING:	TUNNEL. PIPING:	FURN. BY:	ERECTED BY:	WIRED BY:	
26-1	BLOWER GATOR (Qty.10)											SONNYS	SCW	N/A	N/A	SONNYS	SCW	N/A	
26-3	BLOWER, MAMMOTH PIVOTING											SONNYS	SCW	N/A	N/A	SONNYS	SCW	N/A	
26-B	BLOWER (GATOR) SOLENOID (Qty.6)	24V		1P	.27A						1/2"	SONNYS	SCW	N/A	SCW	SONNYS	SCW	GC	
26-E	BLOWER MAMMOTH PIVOTING SOLENOID	24V		1P	.27A						1/2"	SONNYS	SCW	N/A	SCW	SONNYS	SCW	GC	
27	PULSE SWITCH											SONNYS	SCW	N/A	N/A	SONNYS	SCW	GC	
27-C	CONVEYOR PULSE CONTROL BOX	120V		1P	.25A	10						SONNYS	SCW	GC	SCW	SONNYS	SCW	GC	
29-A	WHEEL CLEANER (SIGN)	120V		1P	2.5A							SONNYS	SCW	N/A	N/A	SONNYS	SCW	GC	
29-B	UNDER CARRIAGE (SIGN)	120V		1P	2.5A							SONNYS	SCW	N/A	N/A	SONNYS	SCW	GC	
29-C	COLOR FOAMER (SIGN)	120V		1P	2.5A							SONNYS	SCW	N/A	N/A	SONNYS	SCW	GC	
29-D	SEALER WAX (SIGN)	120V		1P	2.5A							SONNYS	SCW	N/A	N/A	SONNYS	SCW	GC	
29-E	T.S.A. (SIGN)	120V		1P	2.5A							SONNYS	SCW	N/A	N/A	SONNYS	SCW	GC	
29-G	SPOT FREE (SIGN)	120V		1P	2.5A							SONNYS	SCW	N/A	N/A	SONNYS	SCW	GC	
30-C	(WAIT & GO) INSTRUCTIONAL SIGN	120V		1P	2.5A	20						SONNYS	SCW	N/A	N/A	SONNYS	SCW	GC	
30-E	ENTRANCE INSTRUCTIONAL CABINET	120V		1P		20						SONNYS	SCW	N/A	N/A	SONNYS	SCW	GC	
30-G	PKG. RECEIVED SIGN	120V		1P		20						SONNYS	SCW	N/A	N/A	SONNYS	SCW	GC	
33-C	CHEMICAL DISPENSER	24V		1P	1.2A			1"			1/2"	SONNYS	SCW	GC	SCW	SONNYS	SCW	GC	
33-D	BOOSTER PUMP	208V	3HP	3P	10.6A	20		*1-1/2"				SONNYS	SCW	GC	N/A	SONNYS	SCW	GC	
33-D	BOOSTER PUMP	208V	3HP	3P	10.6A	20		*1-1/2"				SONNYS	SCW	GC	N/A	SONNYS	SCW	GC	
33-D	BOOSTER PUMP	208V	3HP	3P	10.6A	20		*1-1/2"				SONNYS	SCW	GC	N/A	SONNYS	SCW	GC	
33-F	CHEMICAL DISPENSER	24V		1P	1.2A			1"			1/2"	SONNYS	SCW	GC	SCW	SONNYS	SCW	GC	
33-G	CHEMICAL DISPENSER	24V		1P	1.2A			1"			1/2"	SONNYS	SCW	GC	SCW	SONNYS	SCW	GC	
37-0	VACUUM PIPE											GC	GC	N/A	N/A	N/A	N/A	N/A	
37-3	VACUUM DOUBLE DROP BOOM (Qty.16)											SONNYS	SCW	N/A	N/A	N/A	N/A	N/A	
37-B	VACUUM SEPARATOR (Qty.3)											SONNYS	SCW	N/A	GC	SONNYS	SCW	N/A	
37-H	VACUUM (25HP)	480V	25HP	3P	28A	60	2					SONNYS	SCW	N/A	GC	SONNYS	SCW	GC	STOP/START STATIONS BY OTHERS
37-H	VACUUM (25HP)	480V	25HP	3P	28A	60	2					SONNYS	SCW	N/A	GC	SONNYS	SCW	GC	STOP/START STATIONS BY OTHERS
37-H	VACUUM (25HP)	480V	25HP	3P	28A	60	2					SONNYS	SCW	N/A	GC	SONNYS	SCW	GC	STOP/START STATIONS BY OTHERS
39-B	DUAL PULSATRON PUMP STATION	120V		1P	0.6A			1"			1/2"	SONNYS	SCW	GC	SCW	SONNYS	SCW	GC	
40-D	GRAND ARCH (Mr. Foamer)	120V		1P		20						SONNYS	SCW	N/A	N/A	SONNYS	SCW	GC	
40-D	GRAND ARCH (Mr. Foamer)	120V		1P		20						SONNYS	SCW	N/A	N/A	SONNYS	SCW	GC	
43	SOL_CONTROL PANEL (WATER)							1"				SONNYS	SCW	GC	SCW	SONNYS	SCW	N/A	
44	SOL_CONTROL PNL. (PNEUMATIC)										1"	SONNYS	SCW	GC	SCW	SONNYS	SCW	N/A	
44-A	SOL_CONTROL PNL. (PNEUMATIC)										1"	SONNYS	SCW	GC	SCW	SONNYS	SCW	N/A	
50	WIND DOOR	120V		1P		40						BY OTHERS	GC	N/A	GC	BY OTHERS	GC	GC	
50-A	WIND DOOR SOLENOID	24V		1P	.27A						1/2"	BY OTHERS	GC	N/A	GC	BY OTHERS	GC	GC	
50-B	WIND DOOR ELECTRICAL EYE SENSORS											BY OTHERS	GC	N/A	N/A	BY OTHERS	GC	GC	
50-C	WIND DOOR EYE CONTROL STATION	24V		1P	.67A							BY OTHERS	GC	N/A	N/A	BY OTHERS	GC	GC	

DISCLAIMER
ALTHOUGH BUILDING CODES HAVE BEEN CONSIDERED IN DEVELOPING THIS DRAWING, VERIFICATION OF SITE SPECIFIC CONDITIONS AND COMPLIANCE WITH FEDERAL, STATE AND LOCAL BUILDING CODES IS THE EXCLUSIVE RESPONSIBILITY OF THE CUSTOMER AND/OR ARCHITECT AND ENGINEER. THESE DRAWINGS REFLECT REQUIREMENTS FOR SONNY'S FURNISHED EQUIPMENT ONLY UNLESS OTHERWISE NOTED. PLEASE REFER TO OTHER MANUFACTURERS, IF ANY, FOR THEIR EQUIPMENT REQUIREMENTS.

CONFIDENTIAL WARNING:
THIS SHEET CONTAINS AND CONSTITUTES CONFIDENTIAL INFORMATION, IMAGES AND TRADE SECRETS OF SONNY'S ENTERPRISES INC. ANY UNAUTHORIZED USE OR DISCLOSURE OF ANY OR PORTION THEREOF, IS STRICTLY PROHIBITED. THIS WORK IS THE EXCLUSIVE PROPERTY OF SONNY'S ENTERPRISES INC. ALL RIGHTS RESERVED.

20322-D6-ROYAL WASH - GATES

SCALE: N.T.S.

LOCATION: -NY-

Sheet	Rev.
5.3	- + -

GC= GENERAL CONTRACTOR
SCW = SONNYS (CARWASH INSTALLER)
* SOFT WATER LINE
** R.O. WATER LINE
*** REJECT WATER LINE

EQUIPMENT LIST-3


DATE:	06.24.20
REVISION DATE:	07.22.20
CREATED BY:	LV
REVISED BY:	DQC
CHECKED BY:	Luis V.



SONNY'S
The CarWash Factory

http://www.SonnysDirect.com

Make CarWashing Easy



DISCLAIMER
ALTHOUGH BUILDING CODES HAVE BEEN CONSIDERED IN DEVELOPING THIS DRAWING, VERIFICATION OF SITE SPECIFIC CONDITIONS AND COMPLIANCE WITH FEDERAL, STATE AND LOCAL BUILDING CODES IS THE EXCLUSIVE RESPONSIBILITY OF THE CUSTOMER AND/OR ARCHITECT AND ENGINEER. THESE DRAWINGS REFLECT REQUIREMENTS FOR SONNY'S FURNISHED EQUIPMENT ONLY UNLESS OTHERWISE NOTED. PLEASE REFER TO OTHER MANUFACTURERS, IF ANY, FOR THEIR EQUIPMENT REQUIREMENTS.

CONFIDENTIAL WARNING:
THIS SHEET CONTAINS AND CONSTITUTES CONFIDENTIAL INFORMATION, IMAGES AND TRADE SECRETS OF SONNY'S ENTERPRISES INC. ANY UNAUTHORIZED USE OR DISCLOSURE OF ANY OR PORTION THEREOF, IS STRICTLY PROHIBITED. THIS WORK IS THE EXCLUSIVE PROPERTY OF SONNY'S ENTERPRISES INC. ALL RIGHTS RESERVED.

20322-D6-ROYAL WASH - GATES

SCALE: N.T.S.

LOCATION: -NY-

Sheet	Rev.
6.0	--

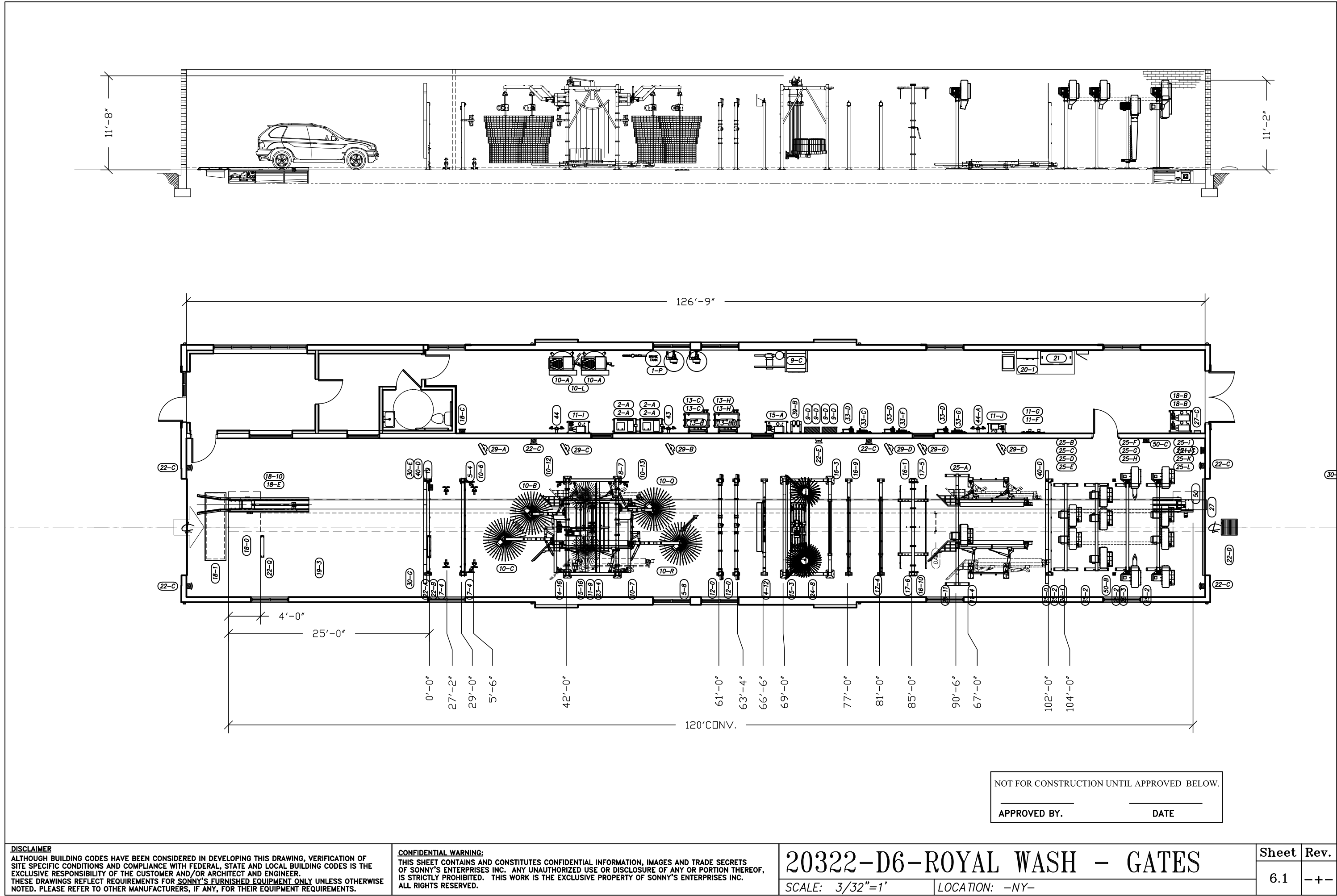
RENDERED TUNNEL LAYOUT



SONNY'S
The CarWash Factory

<http://www.SonnysDirect.com>

DATE:	06.24.20
REVISION DATE:	07.22.20
CREATED BY:	LV
REVISED BY:	DQC
CHECKED BY:	Luis V.



DATE: 06.24.20

REVISION DATE: 07.22.20

CREATED BY: LV

REVISED BY: DQC

CHECKED BY: Luis V.

SONNY'S

The CarWash Factory

http://www.SonnysDirect.com

EQUIPMENT LAYOUT

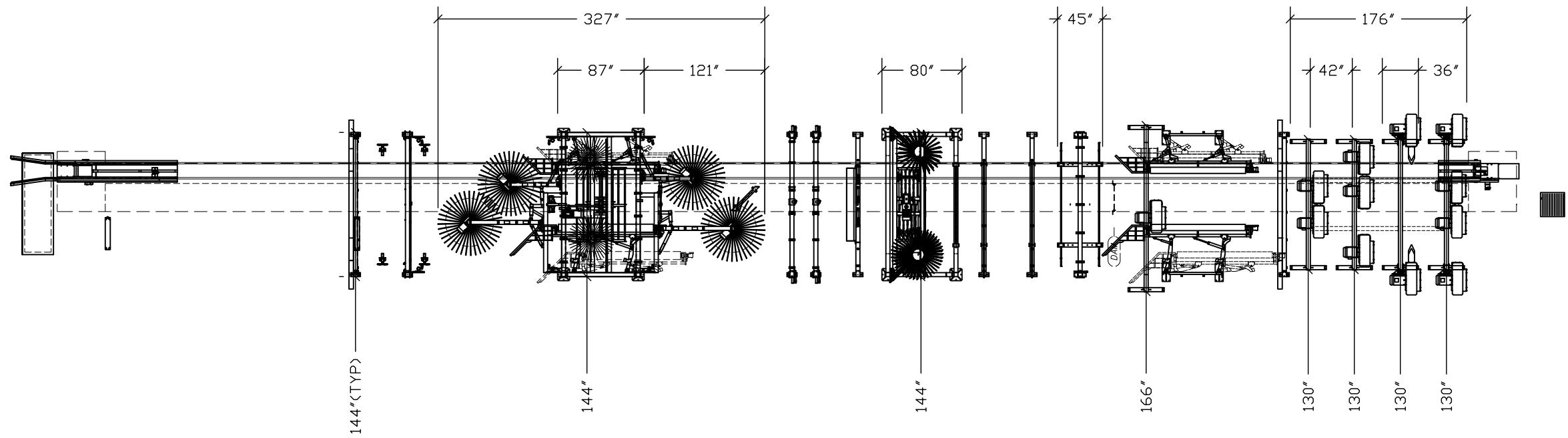
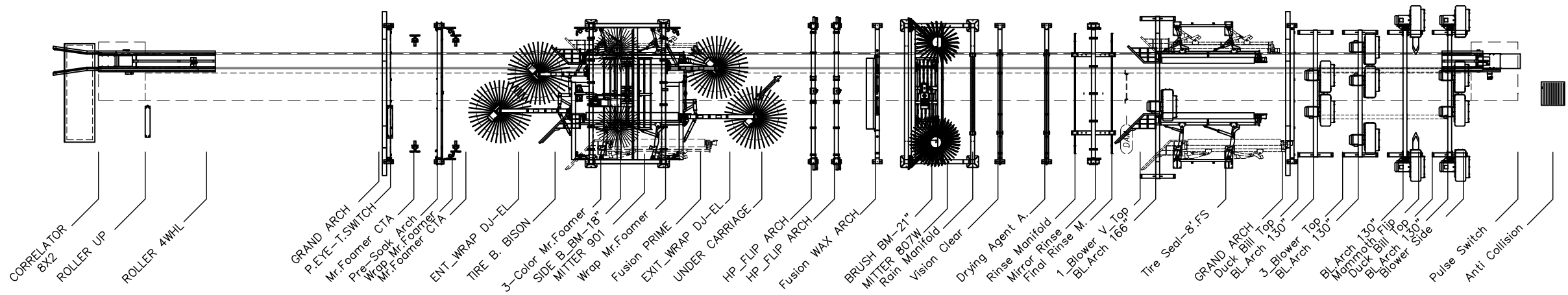
© 2020 SONNY'S ENTERPRISES, INC. 5605 Hiatus Road, Tamarac, FL. 33321 USA. TEL.800-327-8723

20322-D6-ROYAL WASH - GATES

SCALE: 3/32"=1' LOCATION: -NY-

Sheet 6.1

Rev. --



DISCLAIMER
ALTHOUGH BUILDING CODES HAVE BEEN CONSIDERED IN DEVELOPING THIS DRAWING, VERIFICATION OF SITE SPECIFIC CONDITIONS AND COMPLIANCE WITH FEDERAL, STATE AND LOCAL BUILDING CODES IS THE EXCLUSIVE RESPONSIBILITY OF THE CUSTOMER AND/OR ARCHITECT AND ENGINEER. THESE DRAWINGS REFLECT REQUIREMENTS FOR SONNY'S FURNISHED EQUIPMENT ONLY UNLESS OTHERWISE NOTED. PLEASE REFER TO OTHER MANUFACTURERS, IF ANY, FOR THEIR EQUIPMENT REQUIREMENTS.

CONFIDENTIAL WARNING:
THIS SHEET CONTAINS AND CONSTITUTES CONFIDENTIAL INFORMATION, IMAGES AND TRADE SECRETS OF SONNY'S ENTERPRISES INC. ANY UNAUTHORIZED USE OR DISCLOSURE OF ANY OR PORTION THEREOF, IS STRICTLY PROHIBITED. THIS WORK IS THE EXCLUSIVE PROPERTY OF SONNY'S ENTERPRISES INC. ALL RIGHTS RESERVED.

20322-D6-ROYAL WASH - GATES
SCALE: 3/32"=1' LOCATION: -NY-

Sheet	Rev.
6.2	---

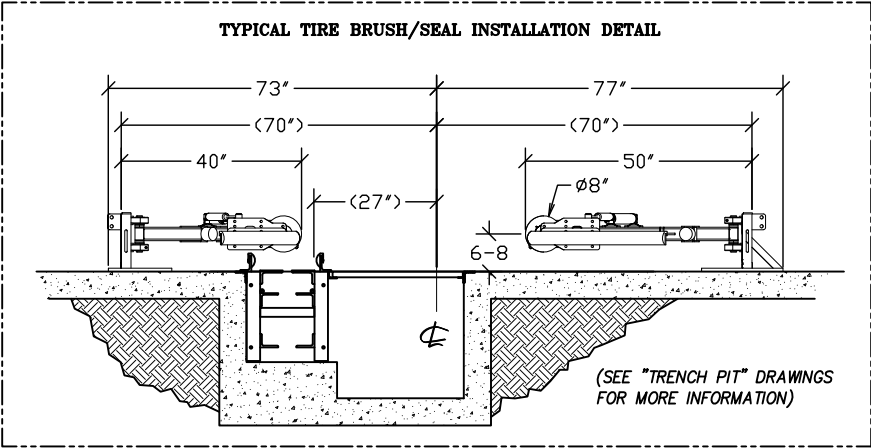
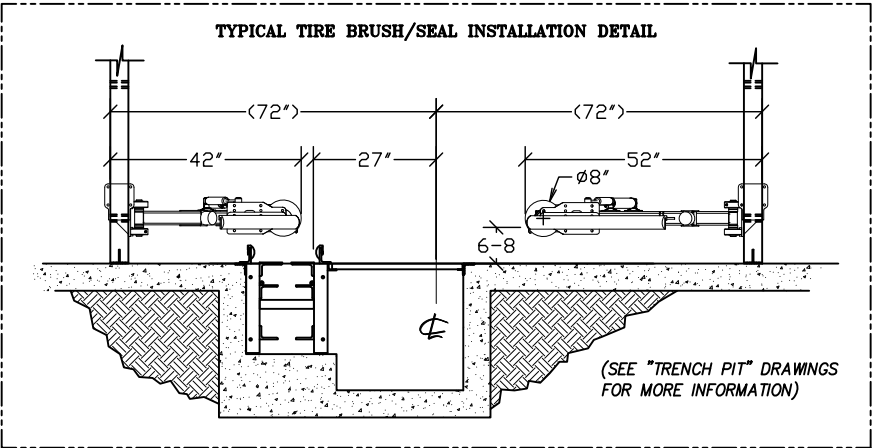
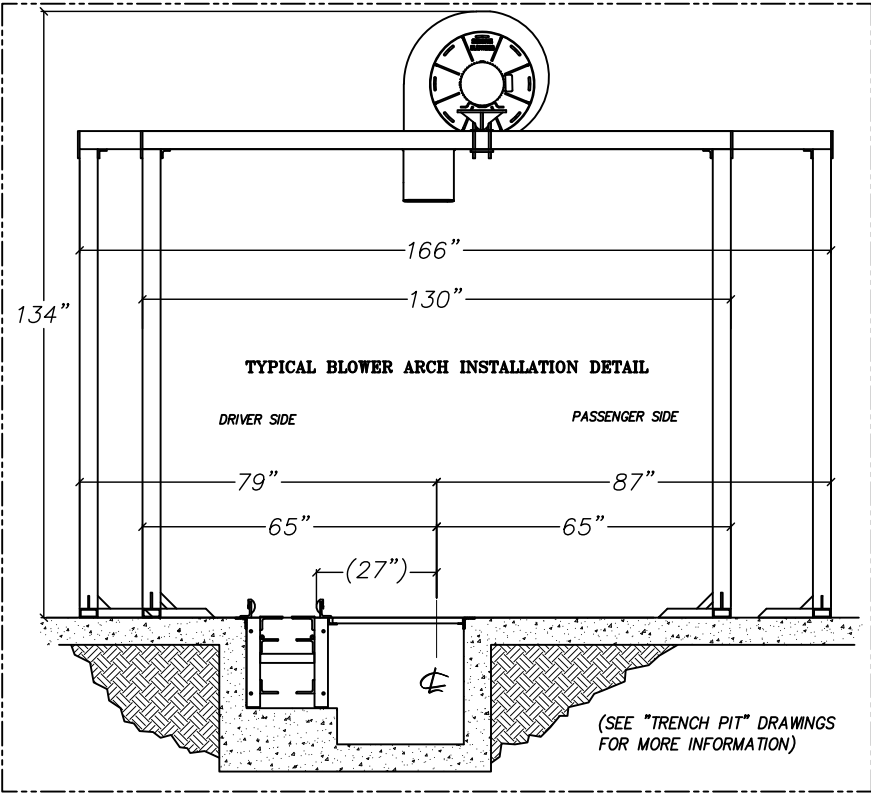
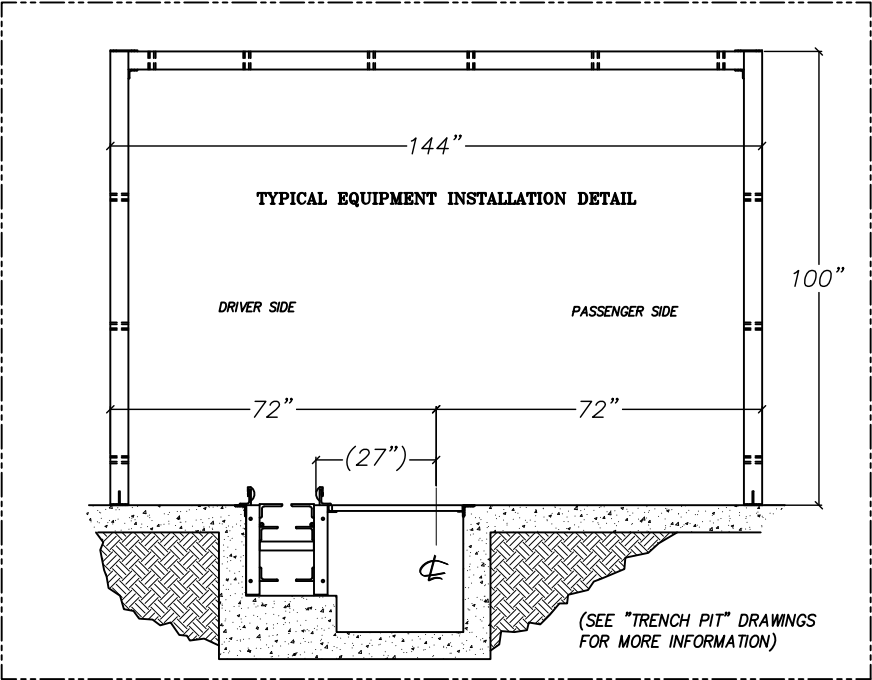
EQ. TUNNEL DESCRIPTION

DATE:	06.24.20
REVISION DATE:	07.22.20
CREATED BY:	LV
REVISED BY:	DQC
CHECKED BY:	Luis V.



SONNY'S
The CarWash Factory

http://www.SonnysDirect.com



NOT FOR CONSTRUCTION UNTIL APPROVED BELOW.

APPROVED BY.	DATE
--------------	------

DISCLAIMER
ALTHOUGH BUILDING CODES HAVE BEEN CONSIDERED IN DEVELOPING THIS DRAWING, VERIFICATION OF SITE SPECIFIC CONDITIONS AND COMPLIANCE WITH FEDERAL, STATE AND LOCAL BUILDING CODES IS THE EXCLUSIVE RESPONSIBILITY OF THE CUSTOMER AND/OR ARCHITECT AND ENGINEER. THESE DRAWINGS REFLECT REQUIREMENTS FOR SONNY'S FURNISHED EQUIPMENT ONLY UNLESS OTHERWISE NOTED. PLEASE REFER TO OTHER MANUFACTURERS, IF ANY, FOR THEIR EQUIPMENT REQUIREMENTS.

CONFIDENTIAL WARNING:
THIS SHEET CONTAINS AND CONSTITUTES CONFIDENTIAL INFORMATION, IMAGES AND TRADE SECRETS OF SONNY'S ENTERPRISES INC. ANY UNAUTHORIZED USE OR DISCLOSURE OF ANY OR PORTION THEREOF, IS STRICTLY PROHIBITED. THIS WORK IS THE EXCLUSIVE PROPERTY OF SONNY'S ENTERPRISES INC. ALL RIGHTS RESERVED.

20322-D6-ROYAL WASH - GATES

SCALE: N.T.S.

LOCATION: -NY-

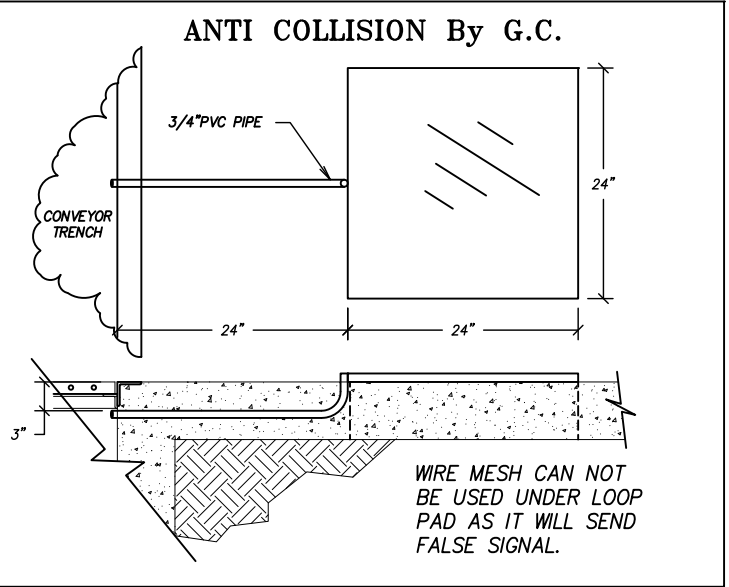
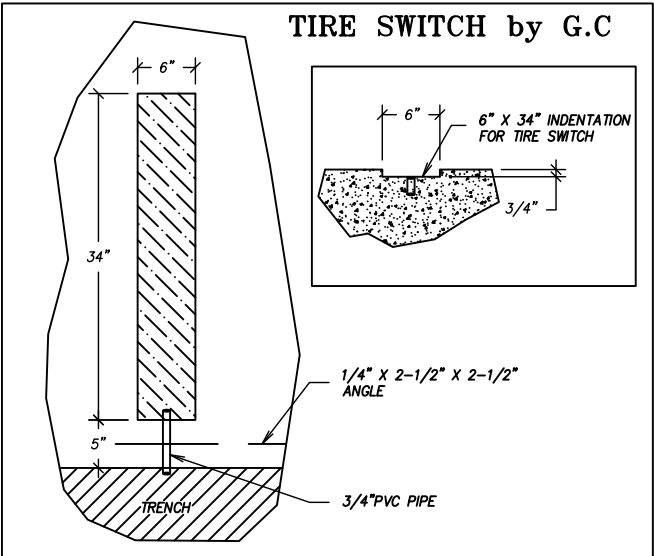
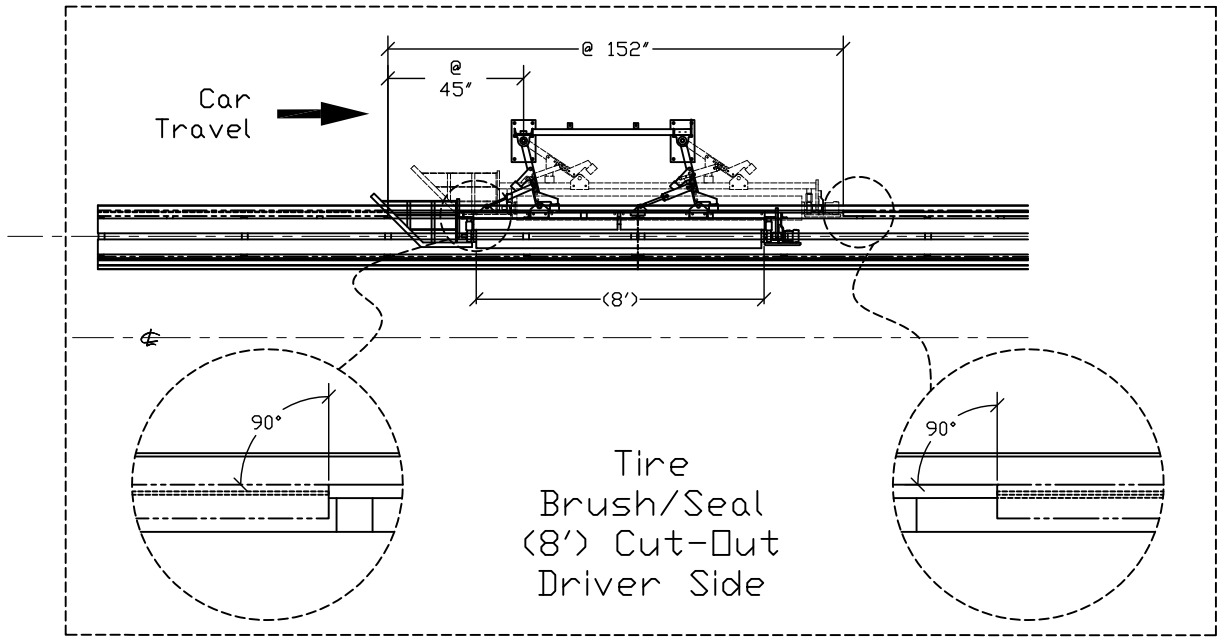
Sheet	Rev.
6.3	-+-

TUNNEL EQUIPMENT INSTALLATION



© 2020 SONNY'S ENTERPRISES, INC. 5605 Hiatus Road, Tamarac, FL. 33321 USA. TEL.800-327-8723

DATE:	06.24.20
REVISION DATE:	07.22.20
CREATED BY:	LV
REVISED BY:	DQC
CHECKED BY:	Luis V.



NOT FOR CONSTRUCTION UNTIL APPROVED BELOW.

APPROVED BY. _____ DATE _____

DISCLAIMER
ALTHOUGH BUILDING CODES HAVE BEEN CONSIDERED IN DEVELOPING THIS DRAWING, VERIFICATION OF SITE SPECIFIC CONDITIONS AND COMPLIANCE WITH FEDERAL, STATE AND LOCAL BUILDING CODES IS THE EXCLUSIVE RESPONSIBILITY OF THE CUSTOMER AND/OR ARCHITECT AND ENGINEER. THESE DRAWINGS REFLECT REQUIREMENTS FOR SONNY'S FURNISHED EQUIPMENT ONLY UNLESS OTHERWISE NOTED. PLEASE REFER TO OTHER MANUFACTURERS, IF ANY, FOR THEIR EQUIPMENT REQUIREMENTS.

CONFIDENTIAL WARNING:
THIS SHEET CONTAINS AND CONSTITUTES CONFIDENTIAL INFORMATION, IMAGES AND TRADE SECRETS OF SONNY'S ENTERPRISES INC. ANY UNAUTHORIZED USE OR DISCLOSURE OF ANY OR PORTION THEREOF, IS STRICTLY PROHIBITED. THIS WORK IS THE EXCLUSIVE PROPERTY OF SONNY'S ENTERPRISES INC. ALL RIGHTS RESERVED.

20322-D6-ROYAL WASH - GATES

SCALE: N.T.S.

LOCATION: -NY-

Sheet 6.4
Rev. -+-

TUNNEL EQUIPMENT INSTALLATION



SONNY'S
The CarWash Factory

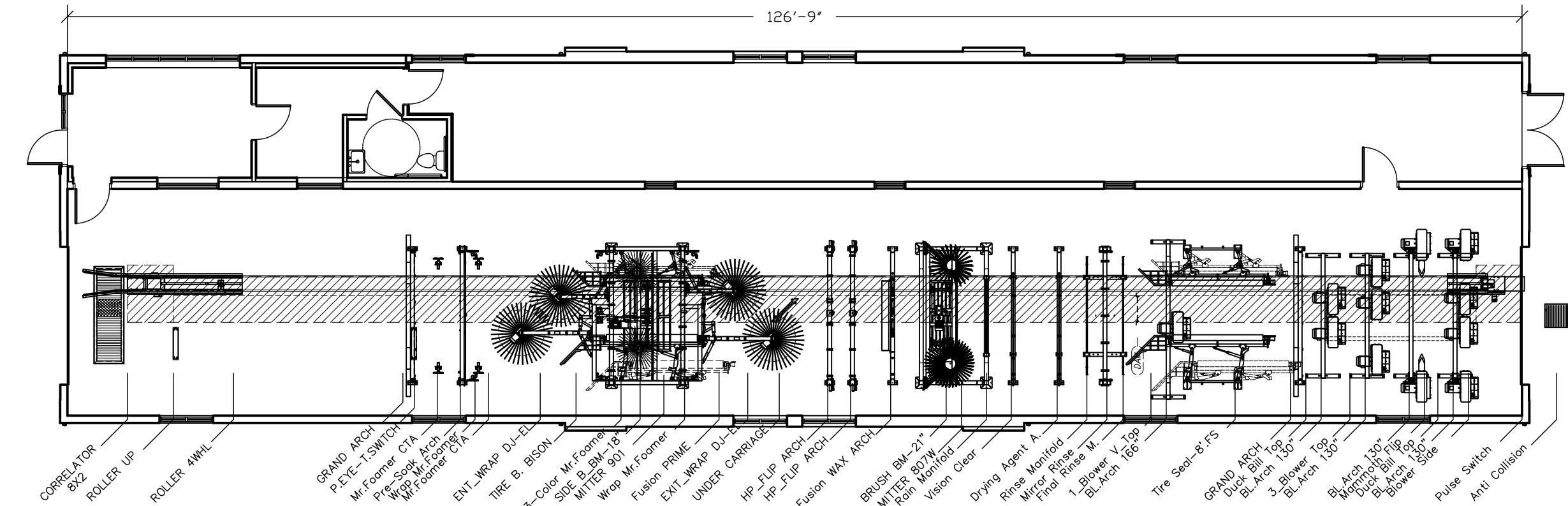
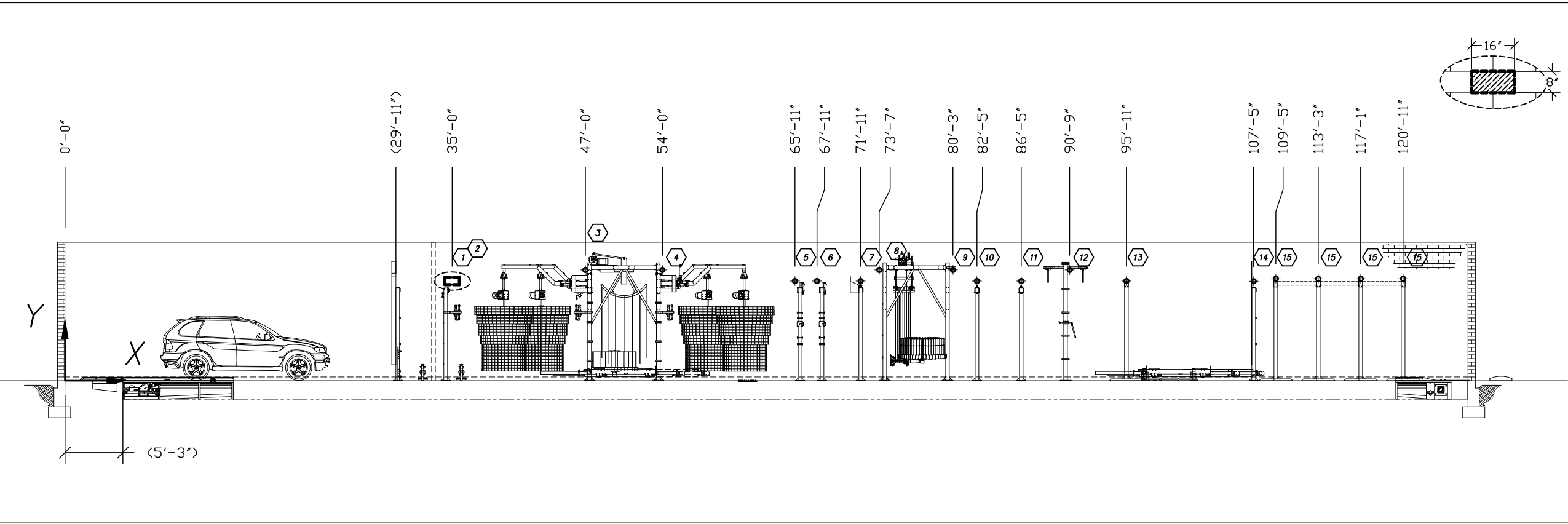
http://www.SonnysDirect.com

DATE:	06.24.20
REVISION DATE:	07.22.20
CREATED BY:	LV
REVISED BY:	DQC
CHECKED BY:	Luis V.

ELEVATION

Ø 4-½" OPENING IN
WALL Ø 4" PVC PIPE &
FINISH CAULKING BY GC.

REF.	COORD. C-LINE	
	Equipments	Y
1	GRAND ARCH	120"
2	APPLICATOR ARCH	120"
3	MITTER SFM901	120"
4	MITTER SFM901	120"
5	HP FLIP ARCH	108"
6	HP FLIP ARCH	108"
7	Fusion WAX	108"
8	MITTER SFM807W	120"
9	MITTER SFM807W	120"
10	VISION CLEAR	108"
11	DRYING AGENT ARCH	108"
12	RAINMA ARCH 10'	120"
13	BLOWER ARCH/S	108"
14	GRAND ARCH	120"
15	BLOWER ARCH/S	108"



NOTES:

PRELIMINARY LAYOUT. FINAL LAYOUT SUBJECT TO FINAL EQUIPMENT LIST APPROVAL. DO NOT CORE UNTIL APPROVED BY INSTALLER.

NOT FOR CONSTRUCTION UNTIL APPROVED BELOW.

APPROVED BY.

DATE

DISCLAIMER

ALTHOUGH BUILDING CODES HAVE BEEN CONSIDERED IN DEVELOPING THIS DRAWING, VERIFICATION OF SITE SPECIFIC CONDITIONS AND COMPLIANCE WITH FEDERAL, STATE AND LOCAL BUILDING CODES IS THE EXCLUSIVE RESPONSIBILITY OF THE CUSTOMER AND/OR ARCHITECT AND ENGINEER. THESE DRAWINGS REFLECT REQUIREMENTS FOR SONNY'S FURNISHED EQUIPMENT ONLY UNLESS OTHERWISE NOTED. PLEASE REFER TO OTHER MANUFACTURERS, IF ANY, FOR THEIR EQUIPMENT REQUIREMENTS.

CONFIDENTIAL WARNING:

THIS SHEET CONTAINS AND CONSTITUTES CONFIDENTIAL INFORMATION, IMAGES AND TRADE SECRETS OF SONNY'S ENTERPRISES INC. ANY UNAUTHORIZED USE OR DISCLOSURE OF ANY OR PORTION THEREOF, IS STRICTLY PROHIBITED. THIS WORK IS THE EXCLUSIVE PROPERTY OF SONNY'S ENTERPRISES INC. ALL RIGHTS RESERVED.

20322-D6-ROYAL WASH - GATES

SCALE: 3/32"=1'

LOCATION: -NY-

Sheet

6.5

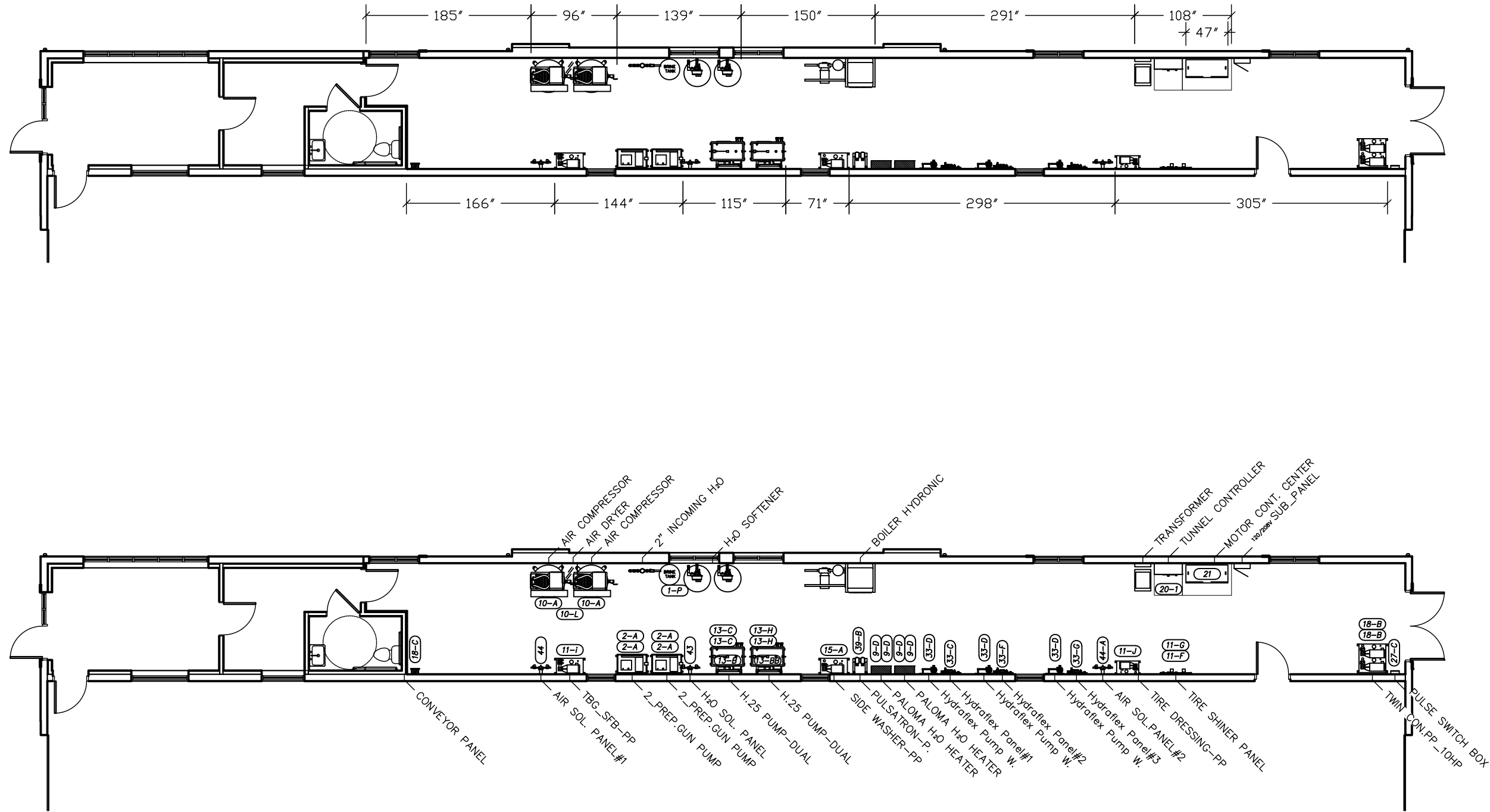
Rev.

+-

CORED HOLES LAYOUT; GC



DATE:	06.24.20
REVISION DATE:	07.22.20
CREATED BY:	LV
REVISED BY:	DQC
CHECKED BY:	Luis V.



DISCLAIMER
ALTHOUGH BUILDING CODES HAVE BEEN CONSIDERED IN DEVELOPING THIS DRAWING, VERIFICATION OF SITE SPECIFIC CONDITIONS AND COMPLIANCE WITH FEDERAL, STATE AND LOCAL BUILDING CODES IS THE EXCLUSIVE RESPONSIBILITY OF THE CUSTOMER AND/OR ARCHITECT AND ENGINEER. THESE DRAWINGS REFLECT REQUIREMENTS FOR SONNY'S FURNISHED EQUIPMENT ONLY UNLESS OTHERWISE NOTED. PLEASE REFER TO OTHER MANUFACTURERS, IF ANY, FOR THEIR EQUIPMENT REQUIREMENTS.

CONFIDENTIAL WARNING:
THIS SHEET CONTAINS AND CONSTITUTES CONFIDENTIAL INFORMATION, IMAGES AND TRADE SECRETS OF SONNY'S ENTERPRISES INC. ANY UNAUTHORIZED USE OR DISCLOSURE OF ANY OR PORTION THEREOF, IS STRICTLY PROHIBITED. THIS WORK IS THE EXCLUSIVE PROPERTY OF SONNY'S ENTERPRISES INC. ALL RIGHTS RESERVED.

20322-D6-ROYAL WASH - GATES

SCALE: 3/32"=1'

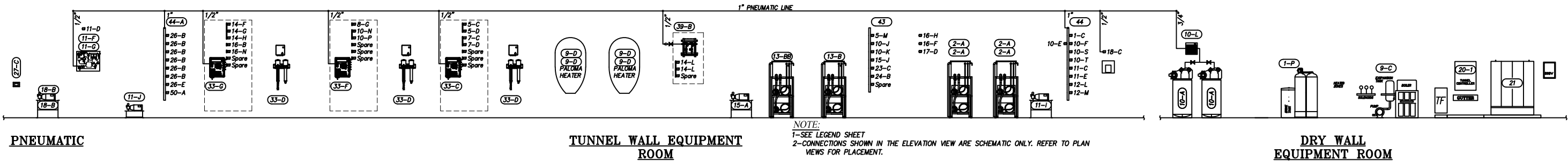
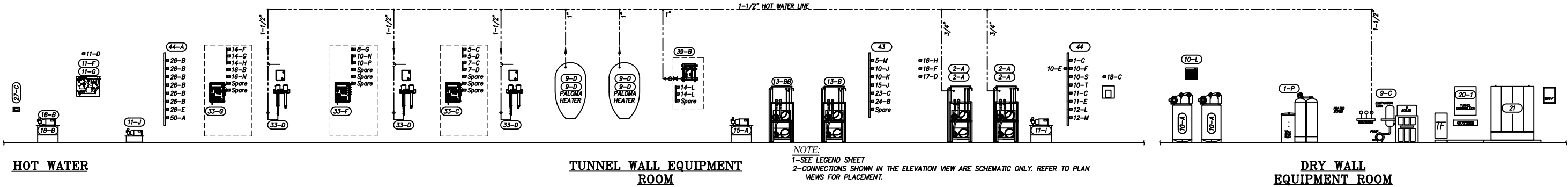
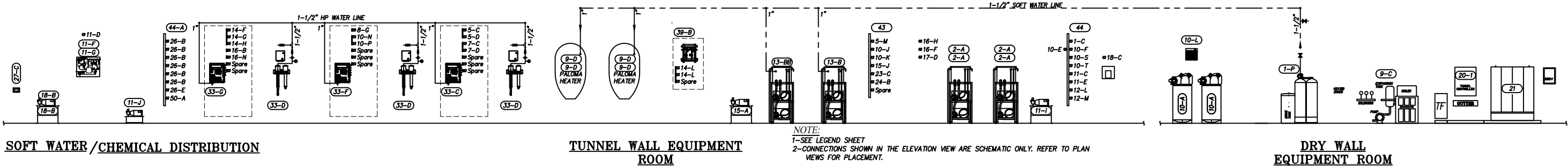
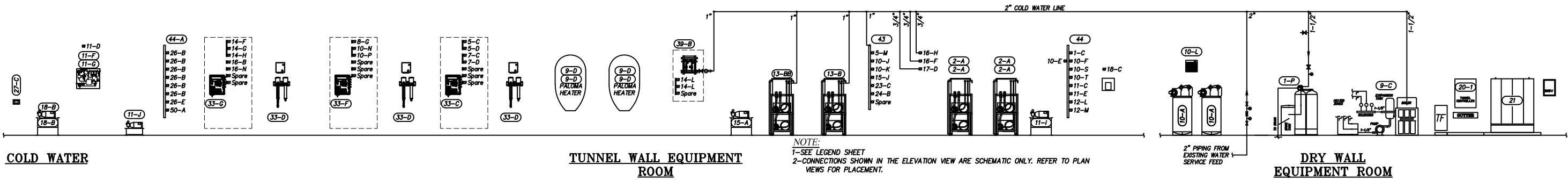
LOCATION: -NY-

Sheet 7.1
Rev. -+-

EQ. SUPPORT DESCRIPTION



DATE:	06.24.20
REVISION DATE:	07.22.20
CREATED BY:	LV
REVISED BY:	DQC
CHECKED BY:	Luis V.



DISCLAIMER
ALTHOUGH BUILDING CODES HAVE BEEN CONSIDERED IN DEVELOPING THIS DRAWING, VERIFICATION OF SITE SPECIFIC CONDITIONS AND COMPLIANCE WITH FEDERAL, STATE AND LOCAL BUILDING CODES IS THE EXCLUSIVE RESPONSIBILITY OF THE CUSTOMER AND/OR ARCHITECT AND ENGINEER. THESE DRAWINGS REFLECT REQUIREMENTS FOR SONNY'S FURNISHED EQUIPMENT ONLY UNLESS OTHERWISE NOTED. PLEASE REFER TO OTHER MANUFACTURERS, IF ANY, FOR THEIR EQUIPMENT REQUIREMENTS.

CONFIDENTIAL WARNING:
THIS SHEET CONTAINS AND CONSTITUTES CONFIDENTIAL INFORMATION, IMAGES AND TRADE SECRETS OF SONNY'S ENTERPRISES INC. ANY UNAUTHORIZED USE OR DISCLOSURE OF ANY OR PORTION THEREOF, IS STRICTLY PROHIBITED. THIS WORK IS THE EXCLUSIVE PROPERTY OF SONNY'S ENTERPRISES INC. ALL RIGHTS RESERVED.

20322-D6-ROYAL WASH - GATES

SCALE: N.T.S.

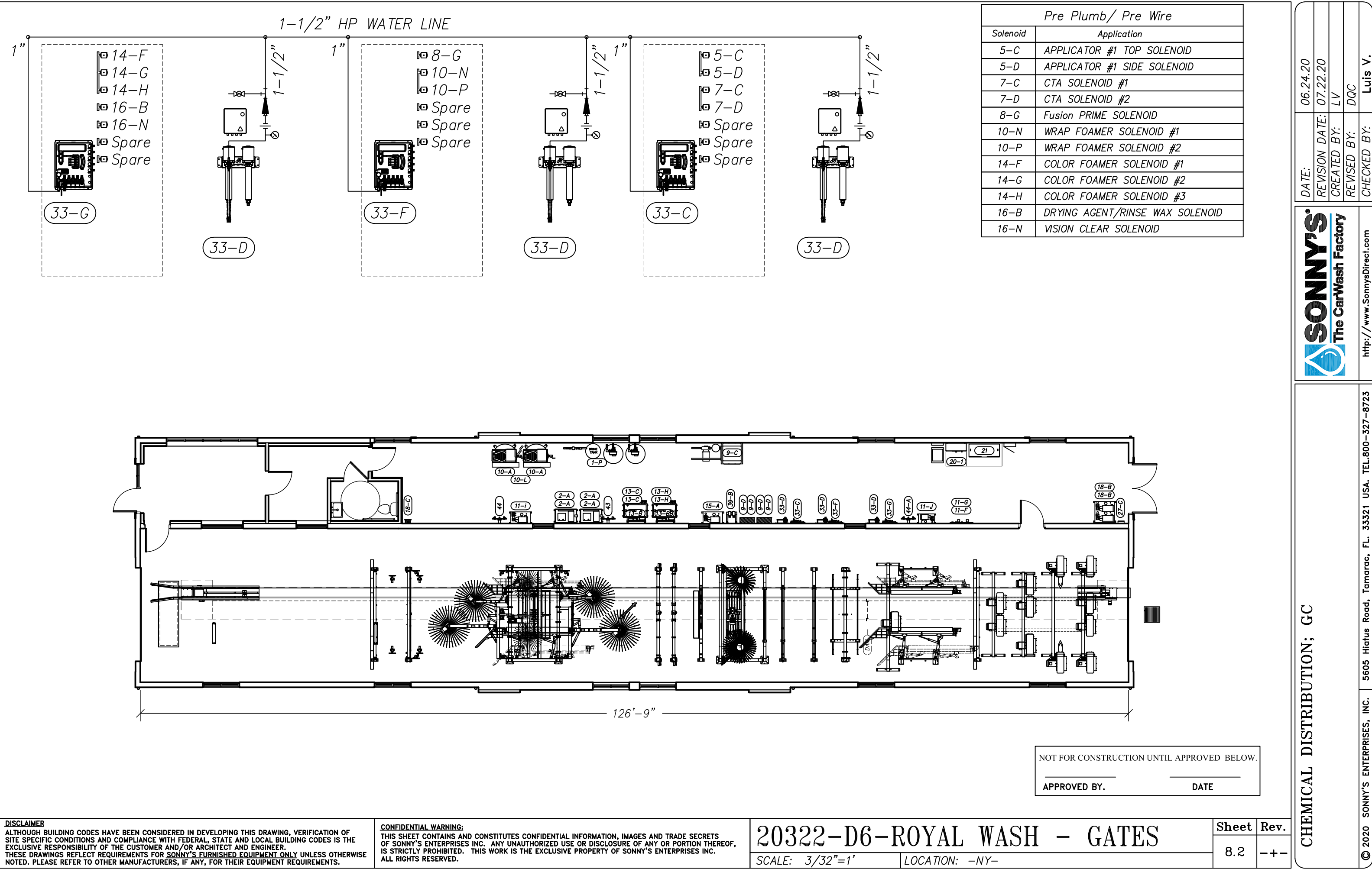
LOCATION: -NY-

Sheet	Rev.
8.1	- + -

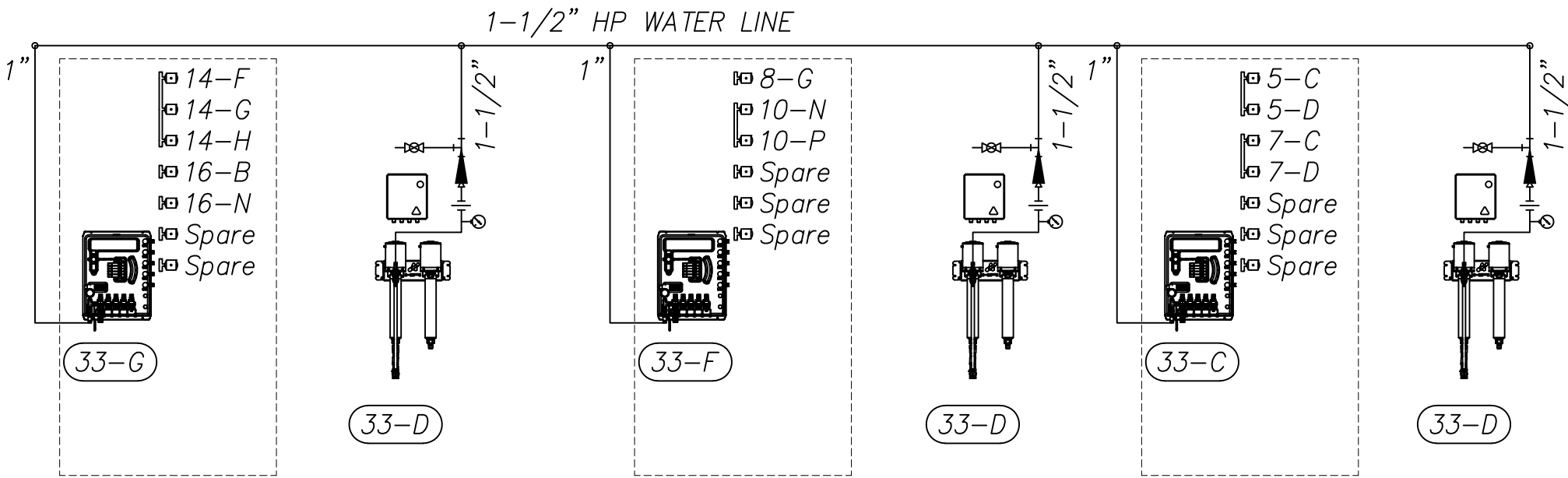
PLUMBING; GC

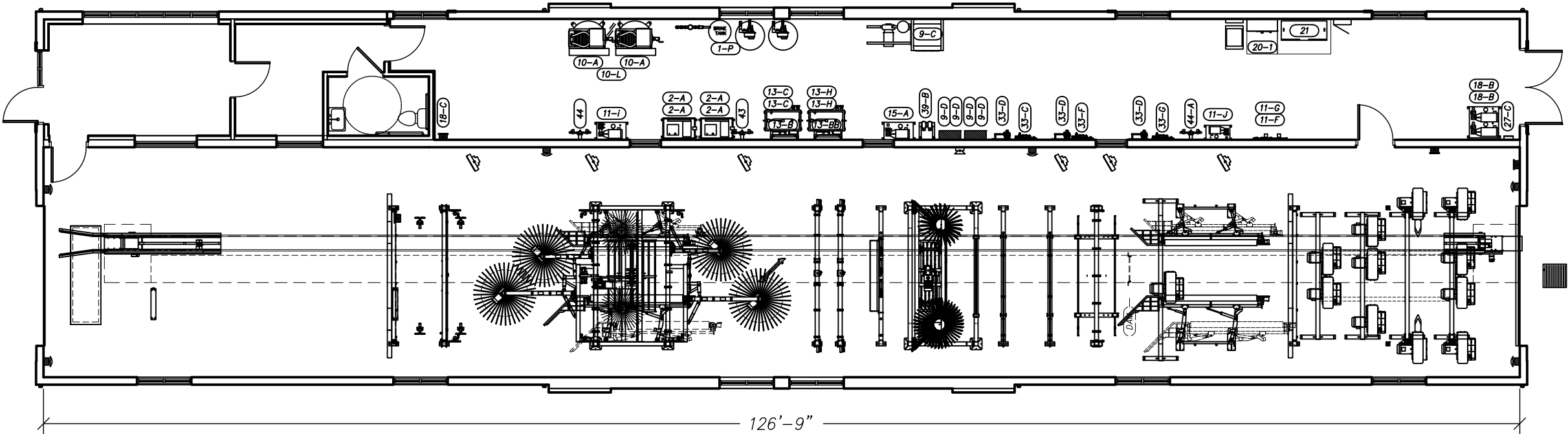
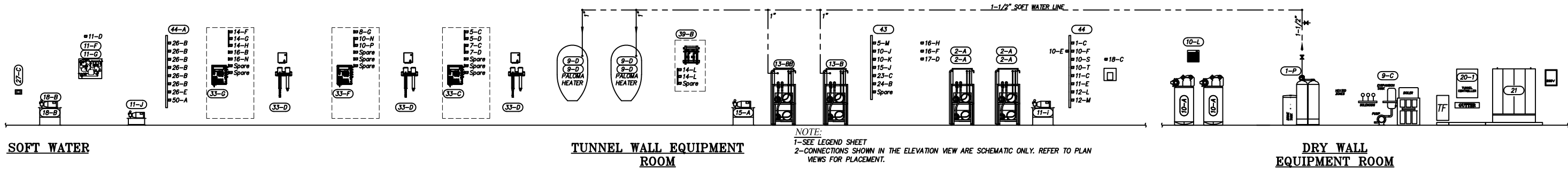


DATE:	06.24.20
REVISION DATE:	07.22.20
CREATED BY:	LV
REVISED BY:	DQC
CHECKED BY:	Luis V.



Pre Plumb/ Pre Wire	
Solenoid	Application
5-C	APPLICATOR #1 TOP SOLENOID
5-D	APPLICATOR #1 SIDE SOLENOID
7-C	CTA SOLENOID #1
7-D	CTA SOLENOID #2
8-G	Fusion PRIME SOLENOID
10-N	WRAP FOAMER SOLENOID #1
10-P	WRAP FOAMER SOLENOID #2
14-F	COLOR FOAMER SOLENOID #1
14-G	COLOR FOAMER SOLENOID #2
14-H	COLOR FOAMER SOLENOID #3
16-B	DRYING AGENT/RINSE WAX SOLENOID
16-N	VISION CLEAR SOLENOID





NOT FOR CONSTRUCTION UNTIL APPROVED BELOW.

APPROVED BY.	DATE
--------------	------

DISCLAIMER
ALTHOUGH BUILDING CODES HAVE BEEN CONSIDERED IN DEVELOPING THIS DRAWING, VERIFICATION OF SITE SPECIFIC CONDITIONS AND COMPLIANCE WITH FEDERAL, STATE AND LOCAL BUILDING CODES IS THE EXCLUSIVE RESPONSIBILITY OF THE CUSTOMER AND/OR ARCHITECT AND ENGINEER. THESE DRAWINGS REFLECT REQUIREMENTS FOR SONNY'S FURNISHED EQUIPMENT ONLY UNLESS OTHERWISE NOTED. PLEASE REFER TO OTHER MANUFACTURERS, IF ANY, FOR THEIR EQUIPMENT REQUIREMENTS.

CONFIDENTIAL WARNING:
THIS SHEET CONTAINS AND CONSTITUTES CONFIDENTIAL INFORMATION, IMAGES AND TRADE SECRETS OF SONNY'S ENTERPRISES INC. ANY UNAUTHORIZED USE OR DISCLOSURE OF ANY OR PORTION THEREOF, IS STRICTLY PROHIBITED. THIS WORK IS THE EXCLUSIVE PROPERTY OF SONNY'S ENTERPRISES INC. ALL RIGHTS RESERVED.

20322-D6-ROYAL WASH - GATES

SCALE: 3/32"=1'	LOCATION: -NY-
-----------------	----------------

Sheet	Rev.
8.4	---

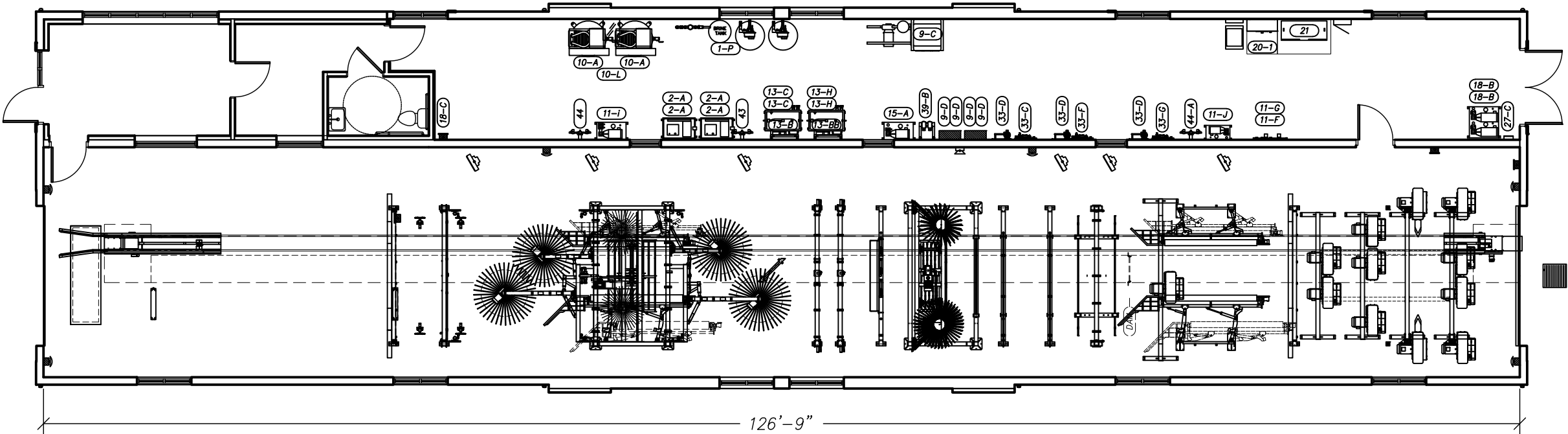
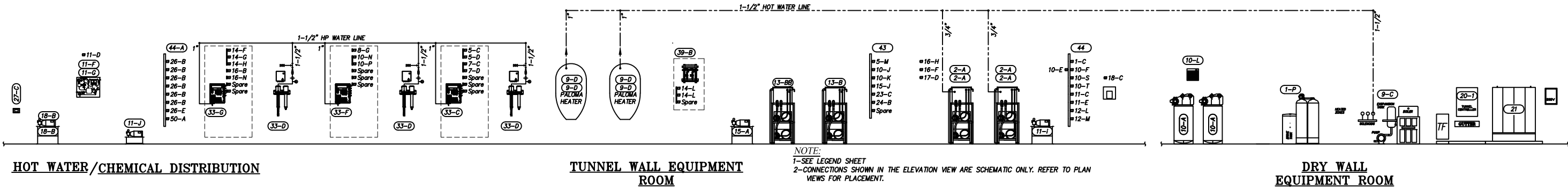
SOFT WATER; GC



SONNY'S
The CarWash Factory

http://www.SonnysDirect.com

DATE:	06.24.20
REVISION DATE:	07.22.20
CREATED BY:	LV
REVISED BY:	DQC
CHECKED BY:	Luis V.



NOT FOR CONSTRUCTION UNTIL APPROVED BELOW.

APPROVED BY. _____ DATE _____

DISCLAIMER
ALTHOUGH BUILDING CODES HAVE BEEN CONSIDERED IN DEVELOPING THIS DRAWING, VERIFICATION OF SITE SPECIFIC CONDITIONS AND COMPLIANCE WITH FEDERAL, STATE AND LOCAL BUILDING CODES IS THE EXCLUSIVE RESPONSIBILITY OF THE CUSTOMER AND/OR ARCHITECT AND ENGINEER. THESE DRAWINGS REFLECT REQUIREMENTS FOR SONNY'S FURNISHED EQUIPMENT ONLY UNLESS OTHERWISE NOTED. PLEASE REFER TO OTHER MANUFACTURERS, IF ANY, FOR THEIR EQUIPMENT REQUIREMENTS.

CONFIDENTIAL WARNING:
THIS SHEET CONTAINS AND CONSTITUTES CONFIDENTIAL INFORMATION, IMAGES AND TRADE SECRETS OF SONNY'S ENTERPRISES INC. ANY UNAUTHORIZED USE OR DISCLOSURE OF ANY OR PORTION THEREOF, IS STRICTLY PROHIBITED. THIS WORK IS THE EXCLUSIVE PROPERTY OF SONNY'S ENTERPRISES INC. ALL RIGHTS RESERVED.

20322-D6-ROYAL WASH - GATES

SCALE: 3/32"=1' LOCATION: -NY-

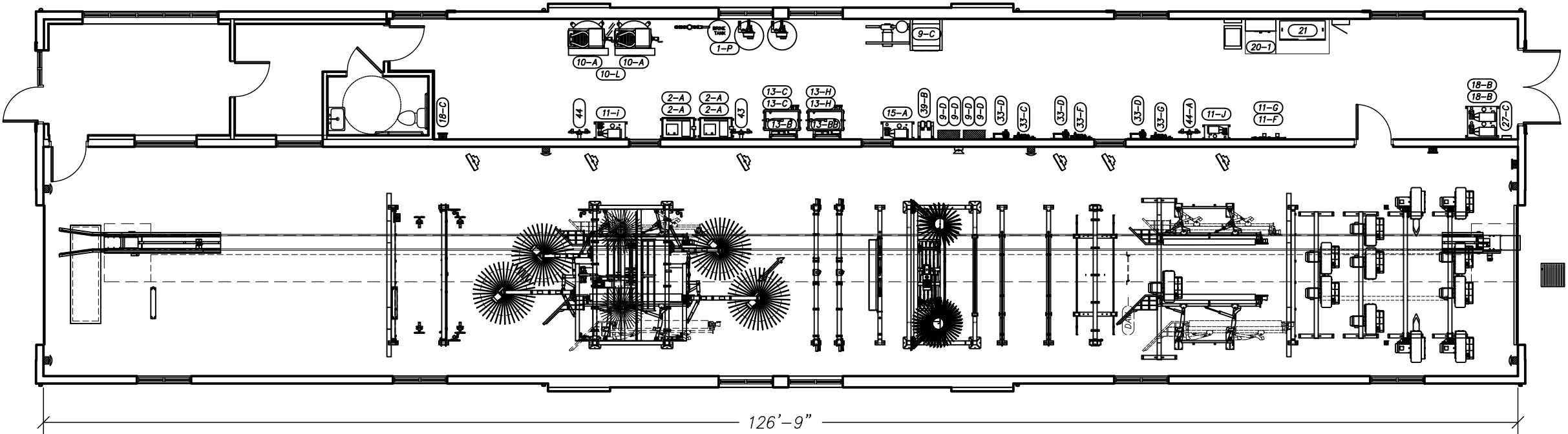
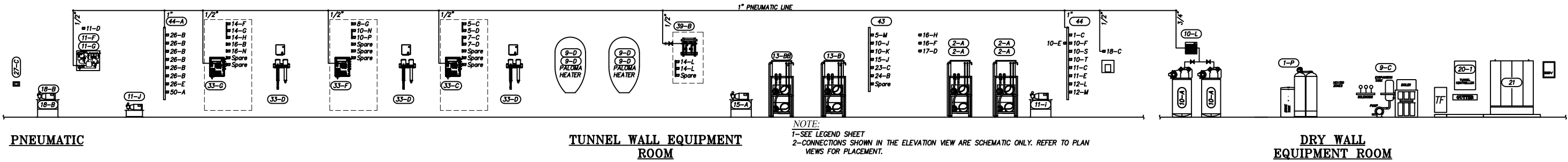
Sheet 8.5 Rev. -+-

HOT WATER; GC

SONNY'S
The CarWash Factory

<http://www.SonnysDirect.com>

DATE:	06.24.20
REVISION DATE:	07.22.20
CREATED BY:	LV
REVISED BY:	DQC
CHECKED BY:	Luis V.



NOT FOR CONSTRUCTION UNTIL APPROVED BELOW.

APPROVED BY. _____ DATE _____

DISCLAIMER
ALTHOUGH BUILDING CODES HAVE BEEN CONSIDERED IN DEVELOPING THIS DRAWING, VERIFICATION OF SITE SPECIFIC CONDITIONS AND COMPLIANCE WITH FEDERAL, STATE AND LOCAL BUILDING CODES IS THE EXCLUSIVE RESPONSIBILITY OF THE CUSTOMER AND/OR ARCHITECT AND ENGINEER. THESE DRAWINGS REFLECT REQUIREMENTS FOR SONNY'S FURNISHED EQUIPMENT ONLY UNLESS OTHERWISE NOTED. PLEASE REFER TO OTHER MANUFACTURERS, IF ANY, FOR THEIR EQUIPMENT REQUIREMENTS.

CONFIDENTIAL WARNING:
THIS SHEET CONTAINS AND CONSTITUTES CONFIDENTIAL INFORMATION, IMAGES AND TRADE SECRETS OF SONNY'S ENTERPRISES INC. ANY UNAUTHORIZED USE OR DISCLOSURE OF ANY OR PORTION THEREOF, IS STRICTLY PROHIBITED. THIS WORK IS THE EXCLUSIVE PROPERTY OF SONNY'S ENTERPRISES INC. ALL RIGHTS RESERVED.

20322-D6-ROYAL WASH - GATES

SCALE: 3/32"=1' LOCATION: -NY-

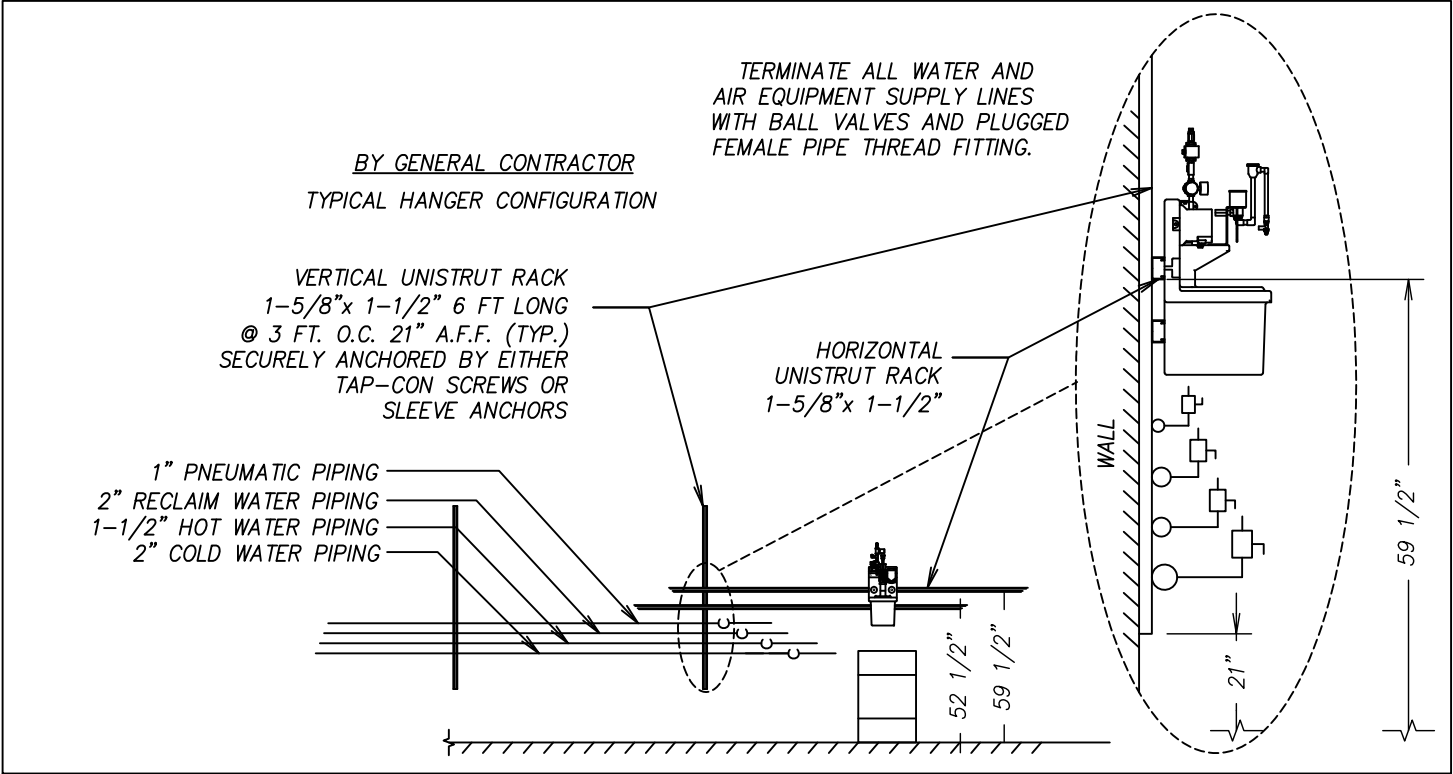
Sheet 8.8 Rev. -+-

PNEUMATIC; GC

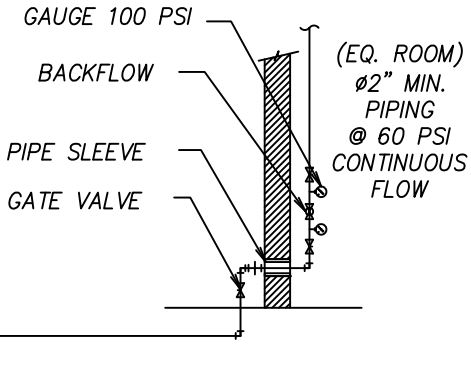
SONNY'S
The CarWash Factory

<http://www.SonnysDirect.com>

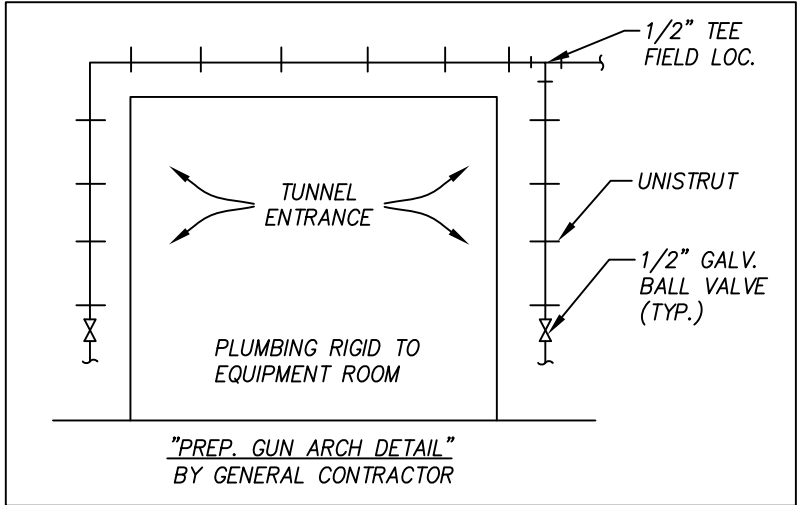
DATE:	06.24.20
REVISION DATE:	07.22.20
CREATED BY:	LV
REVISED BY:	DQC
CHECKED BY:	Luis V.



2" MIN. CU PIPING BELOW GRADE TO CONNECT TO MAIN WATER PIPING SUPPLYING SITE. PLUMBING CONTRACTOR SHALL VERIFY LOCATION OF SITE WATER SERVICE AND LOCATE INCOMING 2" MIN. WATER SERVICE AT APPROPRIATE END OF CARWASH TUNNEL.



PLUMBING CONTRACTOR TO PROVIDE R.P. BACKFLOW DEVICE.



NOT FOR CONSTRUCTION UNTIL APPROVED BELOW.

APPROVED BY.

DATE

DISCLAIMER

ALTHOUGH BUILDING CODES HAVE BEEN CONSIDERED IN DEVELOPING THIS DRAWING, VERIFICATION OF SITE SPECIFIC CONDITIONS AND COMPLIANCE WITH FEDERAL, STATE AND LOCAL BUILDING CODES IS THE EXCLUSIVE RESPONSIBILITY OF THE CUSTOMER AND/OR ARCHITECT AND ENGINEER. THESE DRAWINGS REFLECT REQUIREMENTS FOR SONNY'S FURNISHED EQUIPMENT ONLY UNLESS OTHERWISE NOTED. PLEASE REFER TO OTHER MANUFACTURERS, IF ANY, FOR THEIR EQUIPMENT REQUIREMENTS.

CONFIDENTIAL WARNING:

THIS SHEET CONTAINS AND CONSTITUTES CONFIDENTIAL INFORMATION, IMAGES AND TRADE SECRETS OF SONNY'S ENTERPRISES INC. ANY UNAUTHORIZED USE OR DISCLOSURE OF ANY OR PORTION THEREOF, IS STRICTLY PROHIBITED. THIS WORK IS THE EXCLUSIVE PROPERTY OF SONNY'S ENTERPRISES INC. ALL RIGHTS RESERVED.

20322-D6-ROYAL WASH - GATES

SCALE: N.T.S.

LOCATION: -NY-

Sheet

8.10

Rev.

--

LEGEND



http://www.SonnysDirect.com

© 2020 SONNY'S ENTERPRISES, INC. 5605 Hiatus Road, Tamarac, FL. 33321 USA. TEL.800-327-8723

DATE:

06.24.20

REVISION DATE:

07.22.20

CREATED BY:

LV

REVISED BY:

DQC

CHECKED BY:

Luis V.

GC= GENERAL CONTRACTOR
SCW = SONNYS (CARWASH INSTALLER)
10.21.15

PLUMBING & MECHANICAL SPECIFICATIONS
GENERAL CONTRACTOR

A. GENERAL PROVISIONS

- THE WORK SHALL CONSIST OF FURNISHING LABOR, EQUIPMENT, AND MATERIALS TO PROVIDE THE COMPLETE INTEGRATED AND PROPER FUNCTIONING SYSTEMS AS SHOWN ON THE DRAWINGS.
- SCOPE OF WORK INCLUDES, BUT IS NOT LIMITED TO, FURNISHING, INSTALLING AND TERMINATING PER THESE DRAWINGS, AND SONNNY'S INSTALLATION MANUALS.
- THE GENERAL CONTRACTOR SHALL COORDINATE HIS WORK WITH THAT OF OTHER TRADES SO AS TO AVOID INTERFERENCE.
- THE DRAWINGS ARE DIAGRAMMATIC AND INDICATE GENERAL LAYOUT OF PLUMBING SYSTEMS. FIELD VERIFICATIONS OF DIMENSIONS IS DIRECTED.
- SECURE PERMITS AND INSPECTIONS REQUIRED BY STATE AND LOCAL LAWS AND ORDINANCES.
- UPON COMPLETION OF THE WORK, FURNISH TO THE OWNER CERTIFICATES OF FINAL INSPECTIONS AND APPROVALS FROM AUTHORITIES HAVING JURISDICTION.
- ALL WORK SHALL BE GUARANTEED FOR A PERIOD OF ONE (1) YEAR FROM THE DATE OF FINAL ACCEPTANCE BY THE OWNER.

1.0 DESCRIPTION

- A. THE INTENT OF THE PLANS AND SPECIFICATIONS IS TO OBTAIN COMPLETE SYSTEMS TESTED, ADJUSTED AND READY FOR OPERATION.
- B. CHECK, VERIFY AND COORDINATE THE INSTALLATION WITH THE WORK OF OTHER TRADES. INCLUDE MODIFICATIONS, RELOCATIONS OR ADJUSTMENTS NECESSARY TO COMPLETE WORK OR TO AVOID INTERFERENCES.

1.1 RECORD DRAWINGS

MAINTAIN AND PROVIDE, ON REQUEST, COMPLETE UP-TO-DATE RECORD DRAWINGS.

1.2 GUARANTEE

GUARANTEE FOR ONE YEAR AFTER OWNER ACCEPTANCE ALL MATERIALS, EQUIPMENT AND WORKMANSHIP. REPAIR, REPLACE OR ALTER SYSTEMS FOUND DEFECTIVE. RESTORE WORK DISTURBED WHICH IS GUARANTEED UNDER CONTRACT.

1.3 CERTIFICATES AND INSPECTIONS

OBTAIN AND PAY FOR ALL REQUIRED INSTALLATION INSPECTIONS AND DELIVER CERTIFICATES APPROVING INSTALLATION TO THE OWNER.

1.4 UTILITY SERVICE

DETERMINE UTILITY REQUIREMENTS, INCLUDING TEMPORARY, AND INCLUDE ALL COSTS.

1.5 SHOP DRAWINGS

SUBMIT SHOP DRAWINGS FOR ALL EQUIPMENT AND SYSTEMS.

1.6 EQUIPMENT ACCESS

INSTALL ALL WORK TO PERMIT ACCESS TO EQUIPMENT FOR MAINTENANCE.

1.7 CUTTING AND PATCHING

ALL CUTTING AND PATCHING IS BY THIS CONTRACTOR INCLUDING NECESSARY MATERIALS REQUIRED, UNLESS OTHERWISE NOTED.

1.8 HOUSEKEEPING AND CLEANUP

PERIODICALLY REMOVE WASTE MATERIALS AND LEAVE AREAS OF WORK ROOM CLEAN.

2.0 PLUMBING SYSTEMS

2.1 PROHIBITED LOCATIONS

WATER CARRYING PIPE SHALL NOT BE INSTALLED OVER SWITCH GEAR OR ELECTRICAL EQUIPMENT.

2.2 PROTECTIVE CHASES

A. PIPE AND FITTINGS

- ABOVE AND BELOW GRADE: SCHEDULE-40 PVC DWV CONFORMING TO ASTM D2665-82.

2.3 WATER DISTRIBUTION

A. PIPE AND FITTINGS

COPPER TUBE, TYPE-K, BELOW GROUND. TYPE-L, ABOVE GROUND, WROUGHT COPPER OR BRONZE SWEAT FITTINGS WITH LEAD FREE SOLDER.

COPPER PIPING SHALL NOT COME IN CONTACT WITH CONCRETE. PROVIDE INSULATING MATERIAL BETWEEN THE PIPE AND CONCRETE AT ALL REQUIRED LOCATIONS.

B. VALVES

1. BALL VALVES TWO INCHES (2") AND SMALLER BY

MILWAUKEE (OR APPROVED EQUAL) MODEL #BA-150 RATED AT 150 SWP, 600 CWP. BODY OF ASTM B-584 BRONZE WITH CHROME PLATED ASTM B-16 BRASS BALL WITH GLASS REINFORCED PTFE SEATS AND STERN SEAL. FULL PORT FLOW AND ADJUSTABLE PACKING NUT.

2. GATE VALVES TWO INCHES (2") AND SMALLER: NRS, MSS

SP-80: CLASS 125 (125 SWP/200 CWP). BODY BONNET AND STEM OF ASTM B-62 BRONZE, THREADED ENDS TO ANSI B1.20.1, SOLDER ENDS TO ANSI B16.18, SOLID WEDGE DISC, GLAND PACKED WITH NON-ASBESTOS PACKING AND MALLEABLE IRON HANDWHEEL.

3. GATE VALVES TWO AND ONE-HALF INCHES (2-1/2") AND

LARGER: NRS, MSS SP-70; CLASS 125 (125 SWP/200 CWP). BODY AND BONNET OF ASTM A126 CLASS B CAST IRON, ASTM B-16 BRASS STERN AND ASTM B-62 BRONZE SEAT AND DISC FACE. FLANGED ENDS TO ANSI B16.1. NON-ASBESTOS PACKING.

C. DISSIMILAR METALS

INSTALL APPROVED DIELECTRIC UNIONS BETWEEN ALL CONNECTIONS OF DISSIMILAR METALS.

2.4 CAR WASH CHASE WAY, DRAINS AND SUPPLY LINES

A. RECLAMATION DRAINAGE PIPE, SECTION LINES AND OZONE TREATMENT LINES AND FITTINGS.

- (IF PERMITTED BY LOCAL OR APPLICABLE CODES) ALL RECLAIM DRAINAGE LINES, SUCTION LINES, OZONE TREATMENT LINES AND RELATED FITTINGS SHALL BE SCHEDULE-80 POLYVINYL CHLORIDE (PVC) PIPING CONFORMING TO ASTM D-1785-83.
- MECHANICAL ENGINEER TO VERIFY LOCAL OR APPLICABLE CODES AND SPECIFY ALTERNATE MATERIAL IF PVC IS NOT PERMITTED.

2.5 PNEUMATIC LINES

A. PNEUMATIC SUPPLY LINES

- ALL PNEUMATIC SUPPLY LINES SHALL BE TYPE-K COPPER TUBE WITH WROUGHT COPPER OR BRONZE SWEAT FITTINGS ABOVE GRADE. NO FITTINGS SHALL BE ALLOWED BELOW GRADE.
- ALL PNEUMATIC SUPPLY LINES BELOW GRADE SHALL BE ENCASED IN SCHEDULE-40 CHASEWAYS.

2.6 HYDRAULIC HOSE

A. PIPE AND FITTINGS

- ALL HYDRAULIC HOSE SHALL BE SAE-100R7 BY SYNPLEX (OR APPROVED EQUAL) WITH 2,000 PSI WORKING PRESSURE; 10,000 PSI BURST PRESSURE.
- ALL HYDRAULIC SUPPLY LINES BELOW GRADE SHALL BE ENCASED IN SCHEDULE-40 PVC CHASEWAYS.

2.7 PRESSURE TEST

LEAVE UNCOVERED AND UNCONCEALED ALL WATER DISTRIBUTION PIPING UNTIL IT HAS TESTED AND APPROVED. EXPOSE ALL SUCH WORK FOR TESTING THAT HAS BEEN COVERED OR CONCEALED BEFORE IT HAS BEEN TESTED AND APPROVED.

CAP AND SUBJECT THE PIPING SYSTEM TO A STATIC WATER PRESSURE OF 150 PSIG WITHOUT EXCEEDING THE PRESSURE RATING OF THE PIPING SYSTEM MATERIALS. ISOLATE THE TEST SOURCE AND ALLOW TO STAND FOR A PERIOD OF FOUR HOURS. LEAKS AND LOSS IN TEST PRESSURE CONSTITUTE DEFECTS WHICH MUST BE REPAIRED. REPAIR ALL LEAKS AND DEFECTS USING NEW MATERIAL AND RETEST SYSTEM OR PORTION THEREOF UNTIL SATISFACTORY RESULTS ARE OBTAINED.

TESTING REQUIREMENTS ARE MINIMUM AND ARE NOT INTENDED TO BE LIMITING WHERE ADDITIONAL TESTING METHODS ARE REQUIRED BY THE AUTHORITY HAVING JURISDICTION.

2.8 WATER HEATING

A. SONNNY'S PROVIDED EQUIPMENT

GENERAL CONTRACTOR OR HIS DESIGNATED SUBCONTRACTOR SHALL OBTAIN A BILL OF MATERIALS FROM SONNNY'S FOR EQUIPMENT BEING SUPPLIED BY SONNNY'S.

B. INSTALLATION & CONNECTIONS

GENERAL CONTRACTOR OR HIS DESIGNATED SUBCONTRACTOR SHALL INSTALL ALL TUBING, MANIFOLDS, VALVES, VALVES BOXES, HEATERS, BOILERS, STORAGE TANKS, PUMPS, AND RELATED EQUIPMENT FURNISHED BY SONNNY'S. ALSO, G.C. SHALL PROVIDE AND INSTALL, AS NECESSARY, ALL GAS SUPPLY PIPING AND CONNECTIONS, VENTING AND ANY INTERCONNECTING PIPING FROM MANIFOLDS, BOXES, PUMP, HEATERS OR RELATED EQUIPMENT W/SUITABLE SPEC. MATERIALS.

NOT FOR CONSTRUCTION UNTIL APPROVED BELOW.

APPROVED BY.

DATE

DISCLAIMER

ALTHOUGH BUILDING CODES HAVE BEEN CONSIDERED IN DEVELOPING THIS DRAWING, VERIFICATION OF SITE SPECIFIC CONDITIONS AND COMPLIANCE WITH FEDERAL, STATE AND LOCAL BUILDING CODES IS THE EXCLUSIVE RESPONSIBILITY OF THE CUSTOMER AND/OR ARCHITECT AND ENGINEER. THESE DRAWINGS REFLECT REQUIREMENTS FOR SONNNY'S FURNISHED EQUIPMENT ONLY UNLESS OTHERWISE NOTED. PLEASE REFER TO OTHER MANUFACTURERS, IF ANY, FOR THEIR EQUIPMENT REQUIREMENTS.

CONFIDENTIAL WARNING:

THIS SHEET CONTAINS AND CONSTITUTES CONFIDENTIAL INFORMATION, IMAGES AND TRADE SECRETS OF SONNNY'S ENTERPRISES INC. ANY UNAUTHORIZED USE OR DISCLOSURE OF ANY OR PORTION THEREOF, IS STRICTLY PROHIBITED. THIS WORK IS THE EXCLUSIVE PROPERTY OF SONNNY'S ENTERPRISES INC. ALL RIGHTS RESERVED.

20322-D6-ROYAL WASH - GATES

SCALE: N.T.S.

LOCATION: -NY-

Sheet

8.11

Rev.

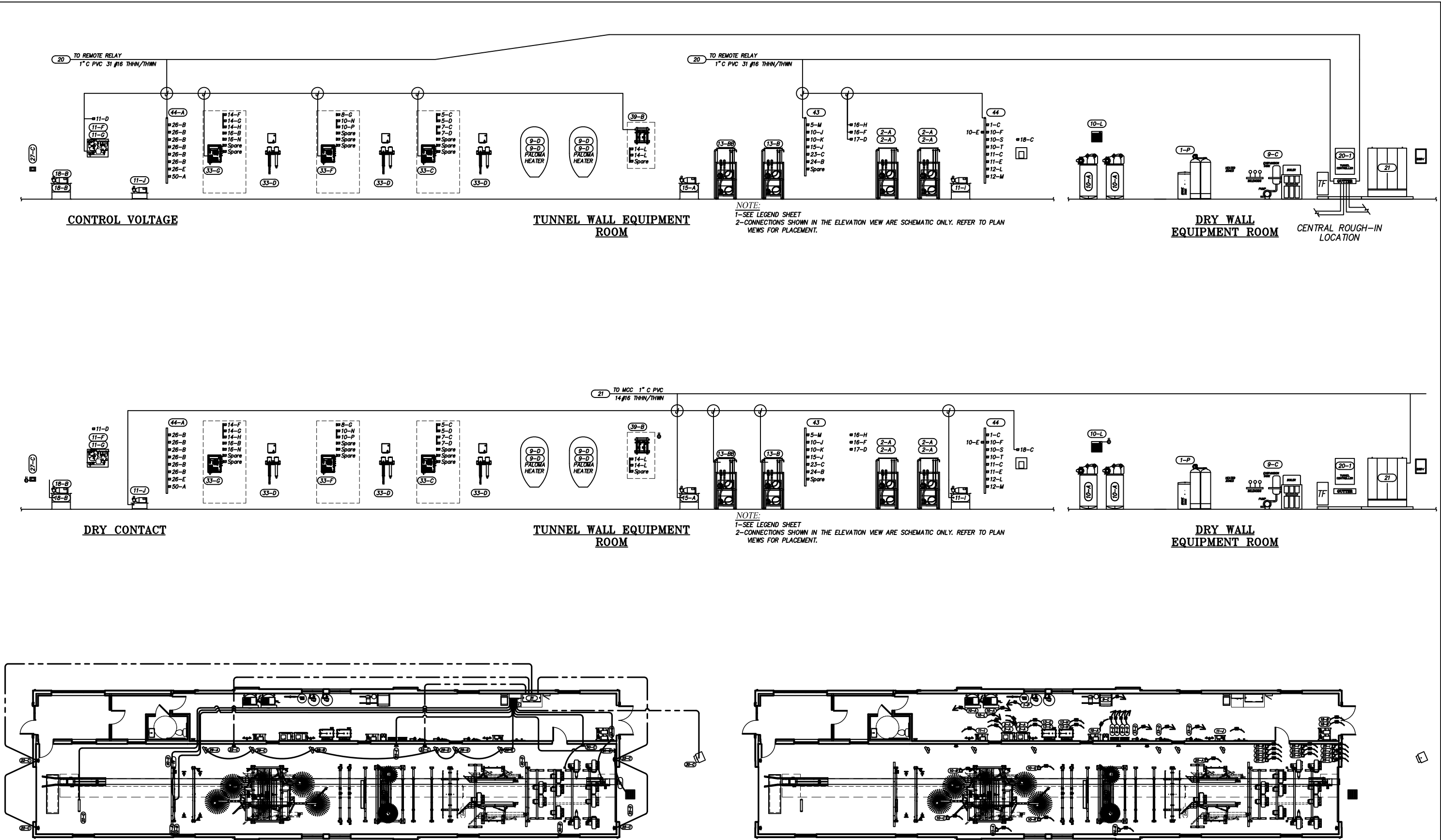
- + -

DIVISION OF WORK
PLUMBING



© 2020 SONNNY'S ENTERPRISES, INC. 5605 Hiatus Road, Tamarac, FL. 33321 USA. TEL.800-327-8723

DATE:	06.24.20
REVISION DATE:	07.22.20
CREATED BY:	LV
REVISED BY:	DQC
CHECKED BY:	Luis V.



DISCLAIMER
ALTHOUGH BUILDING CODES HAVE BEEN CONSIDERED IN DEVELOPING THIS DRAWING, VERIFICATION OF SITE SPECIFIC CONDITIONS AND COMPLIANCE WITH FEDERAL, STATE AND LOCAL BUILDING CODES IS THE EXCLUSIVE RESPONSIBILITY OF THE CUSTOMER AND/OR ARCHITECT AND ENGINEER. THESE DRAWINGS REFLECT REQUIREMENTS FOR SONNY'S FURNISHED EQUIPMENT ONLY UNLESS OTHERWISE NOTED. PLEASE REFER TO OTHER MANUFACTURERS, IF ANY, FOR THEIR EQUIPMENT REQUIREMENTS.

CONFIDENTIAL WARNING:
THIS SHEET CONTAINS AND CONSTITUTES CONFIDENTIAL INFORMATION, IMAGES AND TRADE SECRETS OF SONNY'S ENTERPRISES INC. ANY UNAUTHORIZED USE OR DISCLOSURE OF ANY OR PORTION THEREOF, IS STRICTLY PROHIBITED. THIS WORK IS THE EXCLUSIVE PROPERTY OF SONNY'S ENTERPRISES INC. ALL RIGHTS RESERVED.

20322-D6-ROYAL WASH - GATES

SCALE: N.T.S.

LOCATION: -NY-

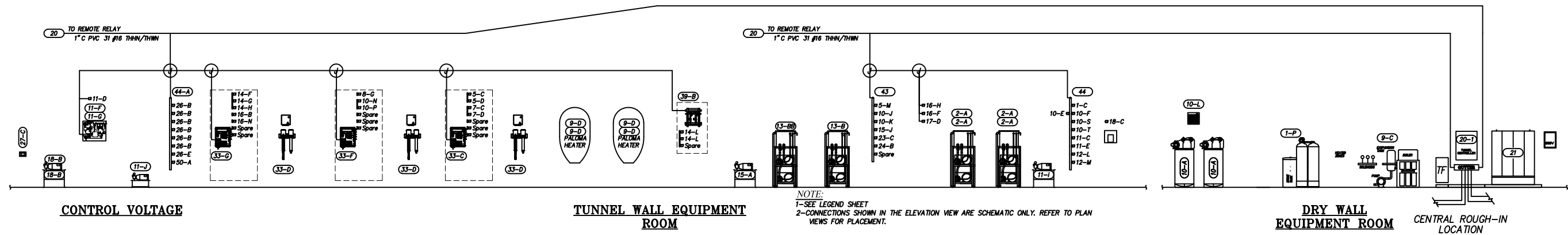
Sheet	Rev.
9.1	- + -

ELECTRICAL; GC

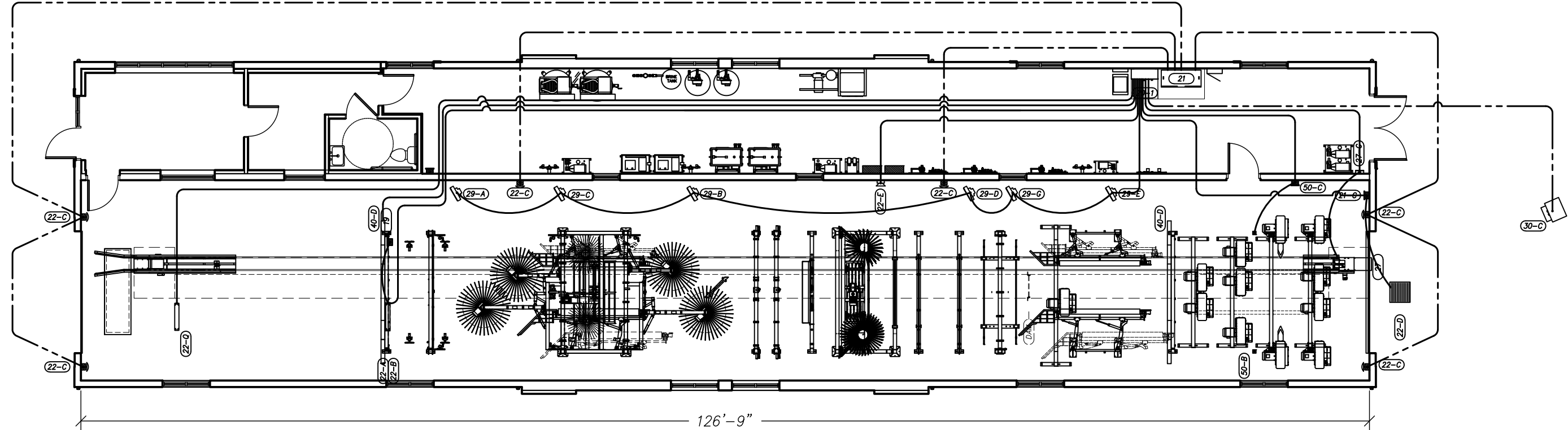
DATE:	06.24.20
REVISION DATE:	07.22.20
CREATED BY:	LV
REVISED BY:	DQC
CHECKED BY:	Luis V.

SONNY'S
The CarWash Factory

<http://www.SonnysDirect.com>



NOTE:
1-SEE LEGEND SHEET
2-CONNECTIONS SHOWN IN THE ELEVATION VIEW ARE SCHEMATIC ONLY. REFER TO PLAN VIEWS FOR PLACEMENT.



NOT FOR CONSTRUCTION UNTIL APPROVED BELOW.

APPROVED BY.	DATE
--------------	------

DISCLAIMER
ALTHOUGH BUILDING CODES HAVE BEEN CONSIDERED IN DEVELOPING THIS DRAWING, VERIFICATION OF SITE SPECIFIC CONDITIONS AND COMPLIANCE WITH FEDERAL, STATE AND LOCAL BUILDING CODES IS THE EXCLUSIVE RESPONSIBILITY OF THE CUSTOMER AND/OR ARCHITECT AND ENGINEER. THESE DRAWINGS REFLECT REQUIREMENTS FOR SONNYS'S FURNISHED EQUIPMENT ONLY UNLESS OTHERWISE NOTED. PLEASE REFER TO OTHER MANUFACTURERS, IF ANY, FOR THEIR EQUIPMENT REQUIREMENTS.

CONFIDENTIAL WARNING:
THIS SHEET CONTAINS AND CONSTITUTES CONFIDENTIAL INFORMATION, IMAGES AND TRADE SECRETS OF SONNYS'S ENTERPRISES INC. ANY UNAUTHORIZED USE OR DISCLOSURE OF ANY OR PORTION THEREOF, IS STRICTLY PROHIBITED. THIS WORK IS THE EXCLUSIVE PROPERTY OF SONNYS'S ENTERPRISES INC. ALL RIGHTS RESERVED.

20322-D6-ROYAL WASH - GATES
SCALE: 3/32"=1' LOCATION: -NY-

Sheet	Rev.
9.2	- + -

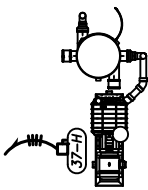
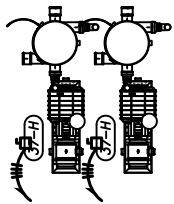
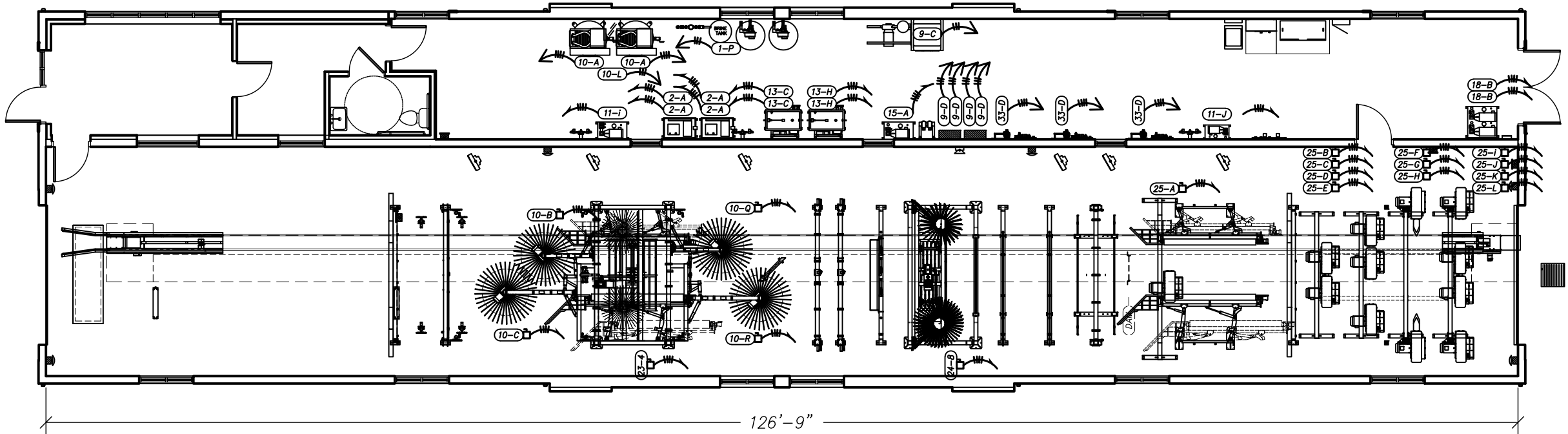
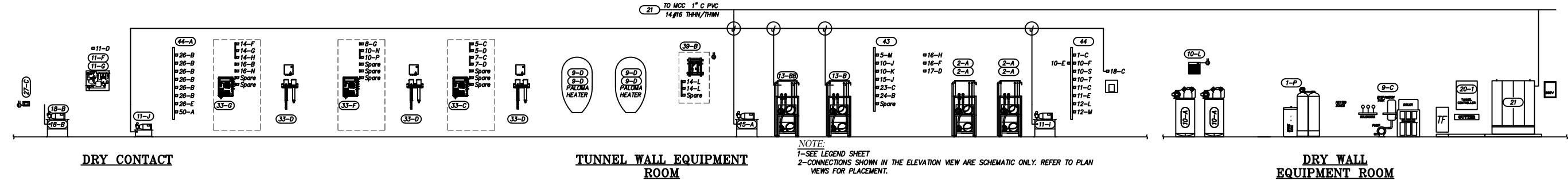
CONTROL VOLTAGE; GC
ELECTRICAL- (1" CONDUIT)

SONNYS'S
The Car Wash Factory

© 2020 SONNYS'S ENTERPRISES, INC. 5605 Hiatus Road, Tamarac, FL. 33321 USA. TEL.800-327-8723

DATE:	06.24.20
REVISION DATE:	07.22.20
CREATED BY:	LV
REVISED BY:	DQC
CHECKED BY:	Luis V.

<http://www.SonnysDirect.com>



NOT FOR CONSTRUCTION UNTIL APPROVED BELOW.

APPROVED BY. _____ DATE _____

DISCLAIMER
ALTHOUGH BUILDING CODES HAVE BEEN CONSIDERED IN DEVELOPING THIS DRAWING, VERIFICATION OF SITE SPECIFIC CONDITIONS AND COMPLIANCE WITH FEDERAL, STATE AND LOCAL BUILDING CODES IS THE EXCLUSIVE RESPONSIBILITY OF THE CUSTOMER AND/OR ARCHITECT AND ENGINEER. THESE DRAWINGS REFLECT REQUIREMENTS FOR SONNYS' FURNISHED EQUIPMENT ONLY UNLESS OTHERWISE NOTED. PLEASE REFER TO OTHER MANUFACTURERS, IF ANY, FOR THEIR EQUIPMENT REQUIREMENTS.

CONFIDENTIAL WARNING:
THIS SHEET CONTAINS AND CONSTITUTES CONFIDENTIAL INFORMATION, IMAGES AND TRADE SECRETS OF SONNYS' ENTERPRISES INC. ANY UNAUTHORIZED USE OR DISCLOSURE OF ANY OR PORTION THEREOF, IS STRICTLY PROHIBITED. THIS WORK IS THE EXCLUSIVE PROPERTY OF SONNYS' ENTERPRISES INC. ALL RIGHTS RESERVED.

20322-D6-ROYAL WASH - GATES

SCALE: 3/32"=1'

LOCATION: -NY-

Sheet 9.3
Rev. -+-

MOTOR RUNS/ DRY CONTACT; GC
ELECTRICAL

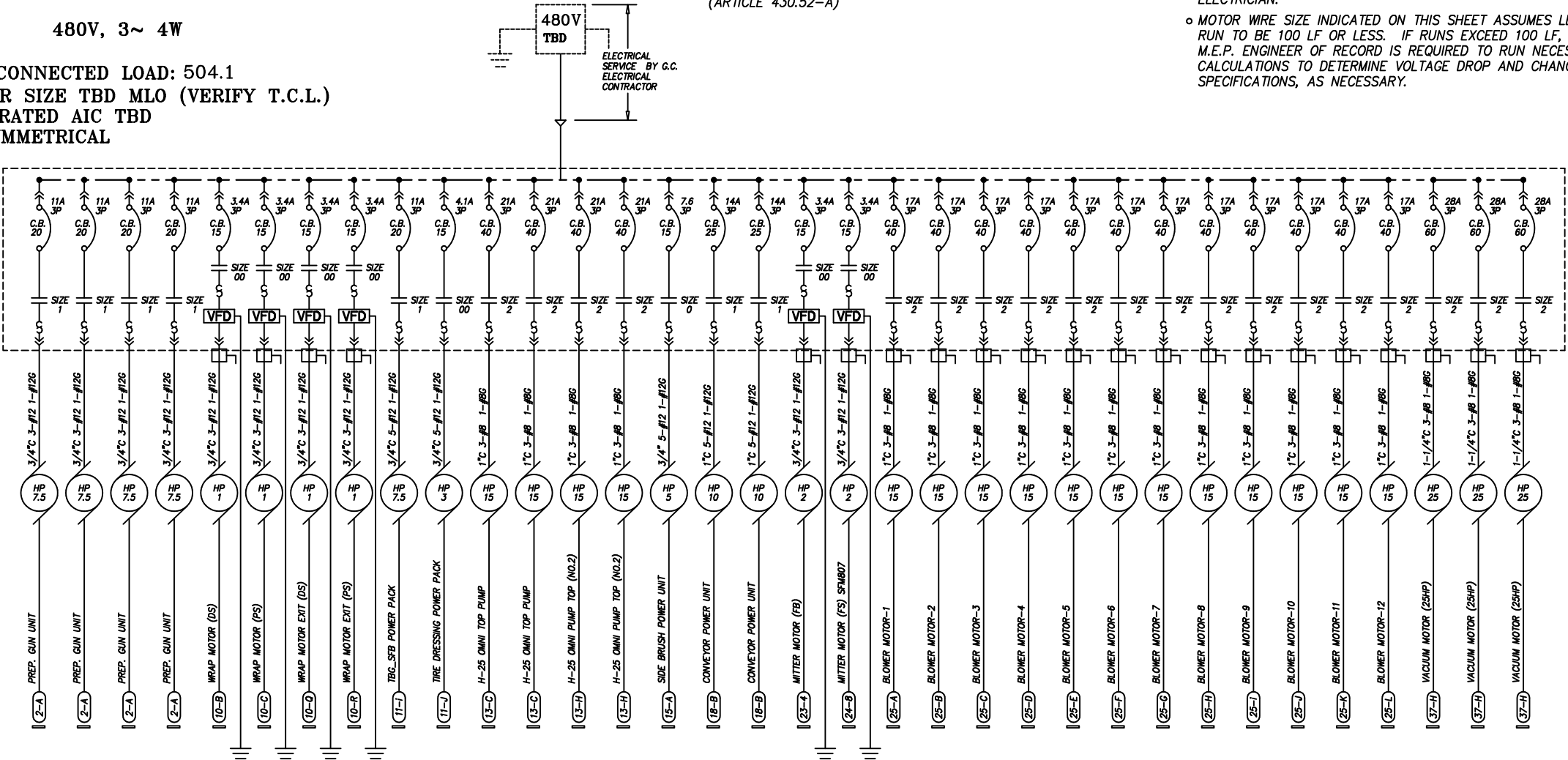


480V

MOTOR CONTROL CENTER

480V, 3~ 4W

TOTAL CONNECTED LOAD: 504.1
BREAKER SIZE TBD MLO (VERIFY T.C.L.)
PANEL RATED AIC TBD
RMS SYMMETRICAL



ONE-LINE DIAGRAM

MCC NOTES:

- HANDLE MECHANISMS SHALL HAVE "LOCK-OFF" PROVISIONS
- ALL STARTERS ARE FVNR
- MCC SHALL BE WIRED NEMA CLASS I, TYPE A
- MCC SHALL HAVE MOTOR CIRCUIT PROTECTORS ON STARTER UNITS
- IF VFD'S ARE USED, ALL CONDUITS TO MOTORS CONTROLLED BY VFD MUST BE STEEL (NO PVC ALLOWED), AND ALL VFD MUST HAVE INDIVIDUAL DRIVEN GROUND RODS. VFD'S CONTROL REQUIRES (2) #16 TO DRY-CONTACT POWER SUPPLY INDIVIDUALLY PER VFD'S. ALSO THE CB IS INSTANTANEOUS TRIP BREAKER (ARTICLE 430.52-A)
- (□) -DISCONNECTS IF NEEDED TO BE MOUNTED IN TUNNEL OR OTHER AREAS NOT WITHIN 50 L.F. OR L.O.S. OF MCC IN CONFORMANCE WITH N.E.C. AND/OR LOCAL CODES..ALSO TO BE TYPE 4X NON-METALLIC ENCLOSURES, NON-FUSED SIZED FOR LOAD. DISCONNECTING MEANS SHALL NOT BE REQUIRED WHERE SUCH A LOCATION OF THE DISCONNECTING MEANS IS IMPRACTICABLE OR INTRODUCES ADDITIONAL OR INCREASED HAZARDS TO PERSON OR PROPERTY. N.E.C. (ARTICLE 430.102-B-a)
- ALL CONDUIT, WIRES, DISCONNECTS, AND TERMINATIONS BY G.C. ELECTRICIAN.
- MOTOR WIRE SIZE INDICATED ON THIS SHEET ASSUMES LENGTHS OF RUN TO BE 100 LF OR LESS. IF RUNS EXCEED 100 LF, PROJECT M.E.P. ENGINEER OF RECORD IS REQUIRED TO RUN NECESSARY CALCULATIONS TO DETERMINE VOLTAGE DROP AND CHANGE WIRE SPECIFICATIONS, AS NECESSARY.

NOT FOR CONSTRUCTION UNTIL APPROVED BELOW.

APPROVED BY.

DATE

DISCLAIMER
ALTHOUGH BUILDING CODES HAVE BEEN CONSIDERED IN DEVELOPING THIS DRAWING, VERIFICATION OF SITE SPECIFIC CONDITIONS AND COMPLIANCE WITH FEDERAL, STATE AND LOCAL BUILDING CODES IS THE EXCLUSIVE RESPONSIBILITY OF THE CUSTOMER AND/OR ARCHITECT AND ENGINEER. THESE DRAWINGS REFLECT REQUIREMENTS FOR SONNY'S FURNISHED EQUIPMENT ONLY UNLESS OTHERWISE NOTED. PLEASE REFER TO OTHER MANUFACTURERS, IF ANY, FOR THEIR EQUIPMENT REQUIREMENTS.

CONFIDENTIAL WARNING:
THIS SHEET CONTAINS AND CONSTITUTES CONFIDENTIAL INFORMATION, IMAGES AND TRADE SECRETS OF SONNY'S ENTERPRISES INC. ANY UNAUTHORIZED USE OR DISCLOSURE OF ANY OR PORTION THEREOF, IS STRICTLY PROHIBITED. THIS WORK IS THE EXCLUSIVE PROPERTY OF SONNY'S ENTERPRISES INC. ALL RIGHTS RESERVED.

20322-D6-ROYAL WASH - GATES

SCALE: N.T.S.

LOCATION: -NY-

Sheet

9.4

Rev.

--

ONE LINE ELECTRICAL
SCHEMATIC



DATE:	06.24.20
REVISION DATE:	07.22.20
CREATED BY:	LV
REVISED BY:	DQC
CHECKED BY:	Luis V.

PANEL & CIRCUITS BY G.C. ELECTRICIAN

PANEL SCHEDULE									
VOLTS: 120/208 PHASE: 3				WIRE: 4		MARK CW-A			
				MAINS:					
CKT No.	DEVICE AMP TRIP	POLES	DESCRIPTION	CONN. LOAD OA	(WATTS) OC	DEM %	DEM WATTS	COND	WIRE
2	20	1	TUNNEL LIGHTING			100			
4	20	1	TUNNEL LIGHTING			100			
6	20	1	VACUUM LIGHTING			100			
8	20	1	VACUUM LIGHTING			100			
10			SPARE			100			
12	10	1	H2O SOFTENER (1-P)			100			
14			SPARE			100			
16	20	1	H2O HEATER (9-D)			100			
18	20	1	H2O HEATER (9-D)			100			
20	20	1	H2O HEATER (9-D)			100			
22	20	1	H2O HEATER (9-D)			100			
24			SPARE			100			
26	15	1	AIR DRYER (10-L)			100			
28			SPARE			100			
30	60	3	COMPRESSOR.10HP (10-A)			100			
32						100			
34						100			
36			SPARE			100			
38	60	3	COMPRESSOR.10HP (10-A)			100			
40						100			
42						100			

CKT No.	DEVICE AMP TRIP	POLES	DESCRIPTION	CONN. LOAD OA	(WATTS) OC	DEM %	DEM WATTS	COND	WIRE
1	20	1	E.ROOM LIGHTING			100			
3			SPARE			100			
5	20	1	NEON SIGNS			100			
7	20	1	NEON SIGNS			100			
9			SPARE			100			
11	20	1	RELAY BOX (20-1)			100			
13			SPARE			100			
15	20	1	ENTRANCE SIGN (30-E)			100			
17	20	1	WAIT & GO (30-C)			100			
19	20	1	RECEIVED SIGN (30-G)			100			
21			SPARE			100			
23	10	1	CONTROL BOX (27-C)			100			
25			SPARE			100			
27	20	1	GRAND ARCH (40-D)			100			
29	20	1	GRAND ARCH (40-D)			100			
31			SPARE			100			
33	30	1	BOILER HEATER (9-C)			100			
35			SPARE			100			
37	20	1	PULSATRON PUMP (39-B)			100			
39			SPARE			100			
41			SPARE			100			

TOTALS			
A.I.C. RATING	(VERIFY)	TOTAL CONNECTED	WATTS
MOUNTING	SURFACE	TOTAL DEMAND	WATTS
		TOTAL AMPS	AMPS

PANEL & CIRCUITS BY G.C. ELECTRICIAN

PANEL SCHEDULE									
VOLTS: 120/208 PHASE: 3				WIRE: 4		MARK CW-B			
				MAINS:					
CKT No.	DEVICE AMP TRIP	POLES	DESCRIPTION	CONN. LOAD OA	(WATTS) OC	DEM %	DEM WATTS	COND	WIRE
2	20	3	BOOSTER PUMP (33-D)			100			
4						100			
6						100			
8			SPARE			100			
10	20	3	BOOSTER PUMP (33-D)			100			
12						100			
14						100			
16			SPARE			100			
18			SPARE			100			
20			SPARE			100			
22			SPARE			100			

CKT No.	DEVICE AMP TRIP	POLES	DESCRIPTION	CONN. LOAD OA	(WATTS) OC	DEM %	DEM WATTS	COND	WIRE
1	20	3	BOOSTER PUMP (33-D)			100			
3						100			
5						100			
7			SPARE			100			
9			SPARE			100			
11			SPARE			100			
13			SPARE			100			
15			SPARE			100			
17			SPARE			100			
19			SPARE			100			
21			SPARE			100			

TOTALS			
A.I.C. RATING	(VERIFY)	TOTAL CONNECTED	WATTS
MOUNTING	SURFACE	TOTAL DEMAND	WATTS
		TOTAL AMPS	AMPS

NOT FOR CONSTRUCTION UNTIL APPROVED BELOW.

APPROVED BY. _____ DATE _____


DISCLAIMER
ALTHOUGH BUILDING CODES HAVE BEEN CONSIDERED IN DEVELOPING THIS DRAWING, VERIFICATION OF SITE SPECIFIC CONDITIONS AND COMPLIANCE WITH FEDERAL, STATE AND LOCAL BUILDING CODES IS THE EXCLUSIVE RESPONSIBILITY OF THE CUSTOMER AND/OR ARCHITECT AND ENGINEER. THESE DRAWINGS REFLECT REQUIREMENTS FOR SONNY'S FURNISHED EQUIPMENT ONLY UNLESS OTHERWISE NOTED. PLEASE REFER TO OTHER MANUFACTURERS, IF ANY, FOR THEIR EQUIPMENT REQUIREMENTS.

CONFIDENTIAL WARNING:
THIS SHEET CONTAINS AND CONSTITUTES CONFIDENTIAL INFORMATION, IMAGES AND TRADE SECRETS OF SONNY'S ENTERPRISES INC. ANY UNAUTHORIZED USE OR DISCLOSURE OF ANY OR PORTION THEREOF, IS STRICTLY PROHIBITED. THIS WORK IS THE EXCLUSIVE PROPERTY OF SONNY'S ENTERPRISES INC. ALL RIGHTS RESERVED.

20322-D6-ROYAL WASH - GATES

SCALE: N.T.S. LOCATION: -NY-

Sheet	Rev.
9.5	- + -



SONNY'S
The CarWash Factory

http://www.SonnysDirect.com

ELECTRICAL PANEL; GC
SCHEMATIC

© 2020 SONNY'S ENTERPRISES, INC. 5605 Hiatus Road, Tamarac, FL. 33321 USA. TEL.800-327-8723

DATE: 06.24.20

REVISION DATE: 07.22.20

CREATED BY: LV

REVISED BY: DQC

CHECKED BY: Luis V.

GC= GENERAL CONTRACTOR
SCW = SONNYS (CARWASH INSTALLER)

10.21.15

ELECTRICAL SPECIFICATIONS
GENERAL CONTRACTOR

A. GENERAL PROVISIONS

1. THE WORK SHALL CONSIST OF FURNISHING LABOR, EQUIPMENT, AND MATERIALS TO PROVIDE THE COMPLETE INTEGRATED AND PROPER FUNCTIONING SYSTEMS AS SHOWN ON THE DRAWINGS.
2. SCOPE OF WORK INCLUDES, BUT IS NOT LIMITED TO, FURNISHING, INSTALLING AND TERMINATING ALL 3 PHASE, 1 PHASE, COMPUTER/CONTROL POWER PER THESE DRAWINGS, AND SONNY'S INSTALLATION MANUALS.
3. ALL WORK SHALL BE DONE IN CONFORMANCE WITH THE LATEST EDITION OF THE NATIONAL ELECTRICAL CODE, ALL APPLICABLE FEDERAL, STATE AND LOCAL REGULATIONS AND ORDINANCES.
4. ALL EQUIPMENT AND MATERIALS PROVIDED SHALL BE NEW AND IN CONFORMANCE WITH APPLICABLE PROVISIONS OF N.E.M.A., A.N.S.I., U.L., ETC.
5. THE ELECTRICAL CONTRACTOR SHALL COORDINATE HIS WORK WITH THAT OF OTHER TRADES SO AS TO AVOID INTERFERENCE.
6. THE DRAWINGS ARE DIAGRAMMATIC AND INDICATE GENERAL LAYOUT OF ELECTRICAL SYSTEMS. FIELD VERIFICATIONS OF DIMENSIONS IS DIRECTED.
7. SECURE PERMITS AND INSPECTIONS REQUIRED BY STATE AND LOCAL LAWS AND ORDINANCES.
8. UPON COMPLETION OF THE WORK, FURNISH TO THE OWNER CERTIFICATES OF FINAL INSPECTIONS AND APPROVALS FROM AUTHORITIES HAVING JURISDICTION.
9. ALL WORK SHALL BE GUARANTEED FOR A PERIOD OF ONE (1) YEAR FROM THE DATE OF FINAL ACCEPTANCE BY THE OWNER.
10. ELECTRICAL EQUIPMENT SHALL BE FIELD MARKED TO WARN QUALIFIED PERSONS OF POTENTIAL ELECTRICAL ARC FLASH HAZARDS.

B. RACEWAYS

1. ALL WIRING SHALL BE INSTALLED IN APPROVED RACEWAYS UNLESS OTHERWISE INDICATED.
2. MINIMUM CONDUIT SIZE SHALL BE 1/2" TRADE SIZE.
3. USE FLEXIBLE CONDUIT FOR SHORT FINAL CONNECTIONS TO VIBRATING EQUIPMENT SUCH AS MOTORS AND TRANSFORMERS. LIQUID-TIGHT FLEXIBLE CONDUIT SHALL BE USED IN DAMP AND WET LOCATIONS. ALL BLOWERS CONNECTION MUST HAVE 24" SERVICE DRIP LOOP TO ALLOW MOVEMENT OR MAINTENANCE. FLEXIBLE CORDS SHALL BE USED WHERE CALLED FOR ON THE PLANS.
4. EXPOSED CONDUITS SHALL BE RUN PARALLEL TO BUILDING LINES.
5. DO NOT INSTALL CONDUITS LARGER THAN 1/3 THE SLAB THICKNESS IN CONCRETE SLABS.
6. PROVIDE APPROVED FIRE STOPPING MATERIALS AT ALL PENETRATIONS THROUGH FIRE RATED FLOORS AND WALLS TO PREVENT THE PASSAGE OF SMOKE, FIRE, TOXIC GAS OR WATER THROUGH THE PENETRATION EITHER BEFORE, DURING, OR AFTER A FIRE, AS REQUIRED BY ARTICLE 300-21 OF THE N.E.C.
7. PROVIDE CABLE SUPPORTS IN ACCORDANCE WITH ARTICLE 300 OF THE N.E.C
8. PROVIDE EXPANSION FITTINGS IN CONDUIT RUNS CROSSING STRUCTURAL EXPANSION JOINTS.

C. CONDUCTORS

1. ALL WIRING SHALL BE COPPER.
2. CONDUCTORS SHALL BE RATED 600V. WITH TYPE THWN/THHN INSULATION.
3. WIRES SHALL BE STRANDED CONDUCTOR

D. CONNECTORS

1. ALL WIRE CONNECTIONS FOR 10HP MOTORS OR LARGER MUST BE SPLIT BOLI CONNECTORS OR EQUIVALENT APPROVED BY N.E.C AND/OR MANUFACTURER.

E. LIGHTING PANELS

1. PROVIDE LIGHTING PANELS AS INDICATED ON THE PLANS AND AS SPECIFIED HEREIN. ALL PANELS SHALL BE DEAD FRONT, CIRCUIT BREAKER TYPE. AND SHALL BEAR THE U.L. LABEL AS WELL AS MEET ALL APPLICABLE NEMA REQUIREMENTS.
2. UNLESS OTHERWISE NOTED, TOP OF PANELS SHALL BE MOUNTED 6'-0" A.F.F.
3. ALL PANELS SHALL HAVE TYPEWRITTEN CIRCUIT DIRECTORIES MOUNTED INSIDE OF DOOR.
4. PANELS SHALL BE SUITABLE FOR THE SERVICE RATING AND THE A.I.C. RATING INDICATED ON THE PANEL SCHEDULES.
5. ALL BREAKERS SHALL BE FULL SPACE, INDIVIDUAL FRAME TYPE. NO "PIGGYBACK" OR TANDEM BREAKERS WILL BE PERMITTED.

F. SAFETY SWITCHES

1. SAFETY SWITCHES SHALL BE HEAVY DUTY TYPE NON-FUSIBLE WITH POLES, AMPERE AND SERVICE RATINGS AS INDICATED ON THE PLANS. LUGS SHALL BE U.L. LISTED FOR CU.-AL.
2. ENCLOSURES FOR SAFETY SWITCHES SHALL BE NEMA 1, EXCEPT FOR SWITCHES MARKED "WP" (WEATHERPROOF) SHALL BE NEMA 4X.
- 2.A ()-DISCONNECTS TO BE MOUNTED IN TUNNEL OR OTHER AREAS NOT WITHIN 50 L.F. OR L.O.S. OF MCC IN CONFORMANCE WITH N.E.C. AND/OR LOCAL CODES..ALSO TO BE TYPE 4X NON-METALLIC ENCLOSURES, NON-FUSED SIZED FOR LOAD. DISCONNECTING MEANS SHALL NOT BE REQUIRED WHERE SUCH A LOCATION OF THE DISCONNECTING MEANS IS IMPRACTICABLE OR INTRODUCES ADDITIONAL OR INCREASED HAZARDS TO PERSON OR PROPERTY. N.E.C. (ARTICLE 430.102-B-a)

NOT FOR CONSTRUCTION UNTIL APPROVED BELOW.

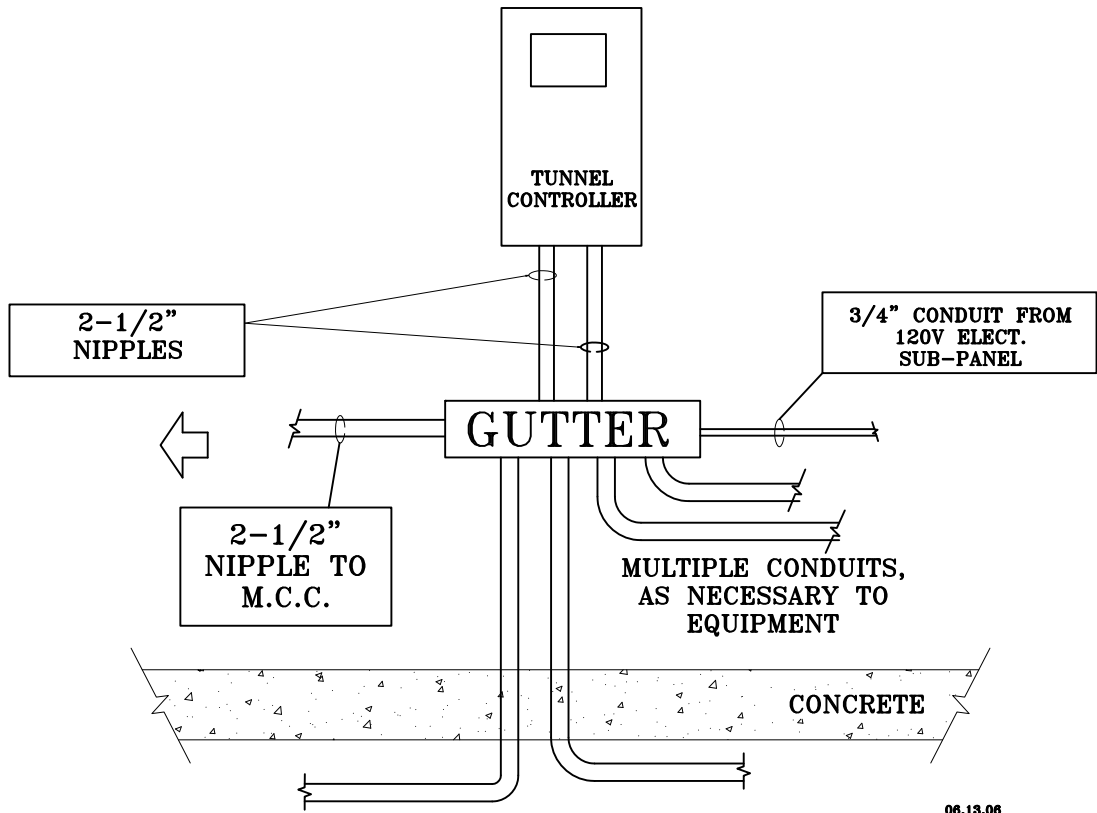
APPROVED BY.

DATE

LEGEND:

- SURFACE MOUNTED Conduit
- CONCEALED Conduit
- WIRED TO CBP
- WIRED TO CBP (3P) Disconnect Required
- WIRED TO CBP (3P)
- WIRED TO MCC
- WIRED TO MCC Disconnect Required
- JUNCTION BOX

STANDARD TUNNEL CONTROLLER



DISCLAIMER
ALTHOUGH BUILDING CODES HAVE BEEN CONSIDERED IN DEVELOPING THIS DRAWING, VERIFICATION OF SITE SPECIFIC CONDITIONS AND COMPLIANCE WITH FEDERAL, STATE AND LOCAL BUILDING CODES IS THE EXCLUSIVE RESPONSIBILITY OF THE CUSTOMER AND/OR ARCHITECT AND ENGINEER. THESE DRAWINGS REFLECT REQUIREMENTS FOR SONNY'S FURNISHED EQUIPMENT ONLY UNLESS OTHERWISE NOTED. PLEASE REFER TO OTHER MANUFACTURERS, IF ANY, FOR THEIR EQUIPMENT REQUIREMENTS.

CONFIDENTIAL WARNING:
THIS SHEET CONTAINS AND CONSTITUTES CONFIDENTIAL INFORMATION, IMAGES AND TRADE SECRETS OF SONNY'S ENTERPRISES INC. ANY UNAUTHORIZED USE OR DISCLOSURE OF ANY OR PORTION THEREOF, IS STRICTLY PROHIBITED. THIS WORK IS THE EXCLUSIVE PROPERTY OF SONNY'S ENTERPRISES INC. ALL RIGHTS RESERVED.

20322-D6-ROYAL WASH - GATES

SCALE: N.T.S.

LOCATION: -NY-

Sheet

9.6

Rev.

- + -

DIVISION OF WORK/LEGEND
ELECTRICAL

SONNY'S
The CarWash Factory

© 2020 SONNY'S ENTERPRISES, INC. 5605 Hiatus Road, Tamarac, FL. 33321 USA. TEL.800-327-8723

DATE: 06.24.20

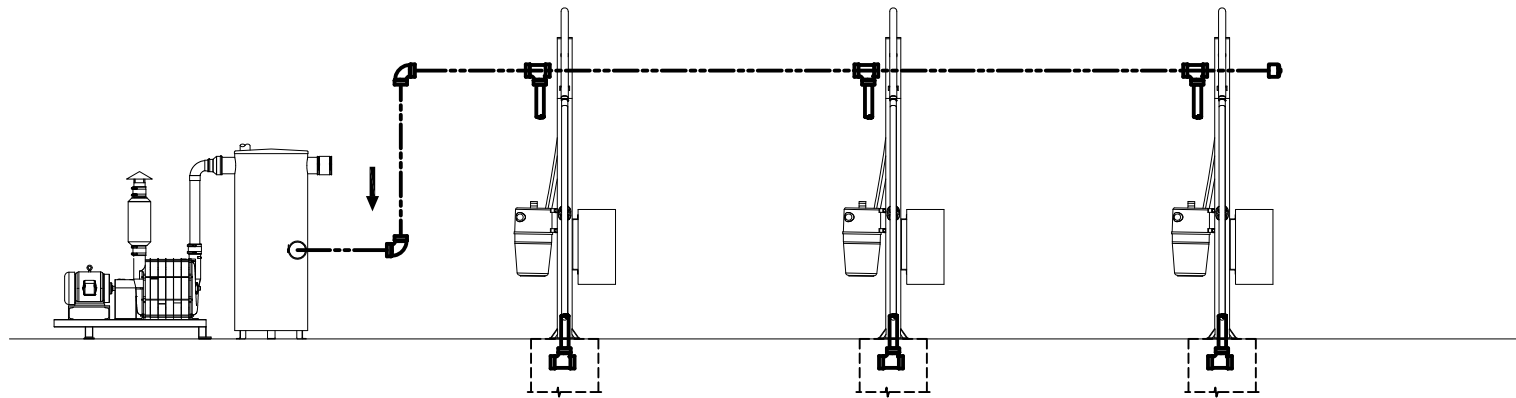
REVISION DATE: 07.22.20

CREATED BY: LV

REVISED BY: DQC

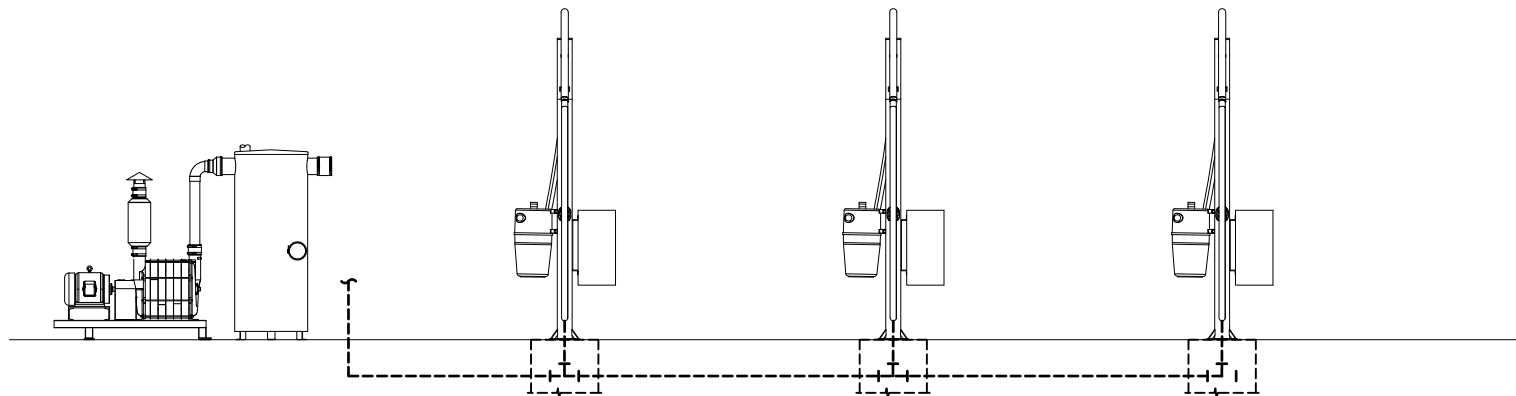
CHECKED BY: Luis V.

http://www.SonnysDirect.com



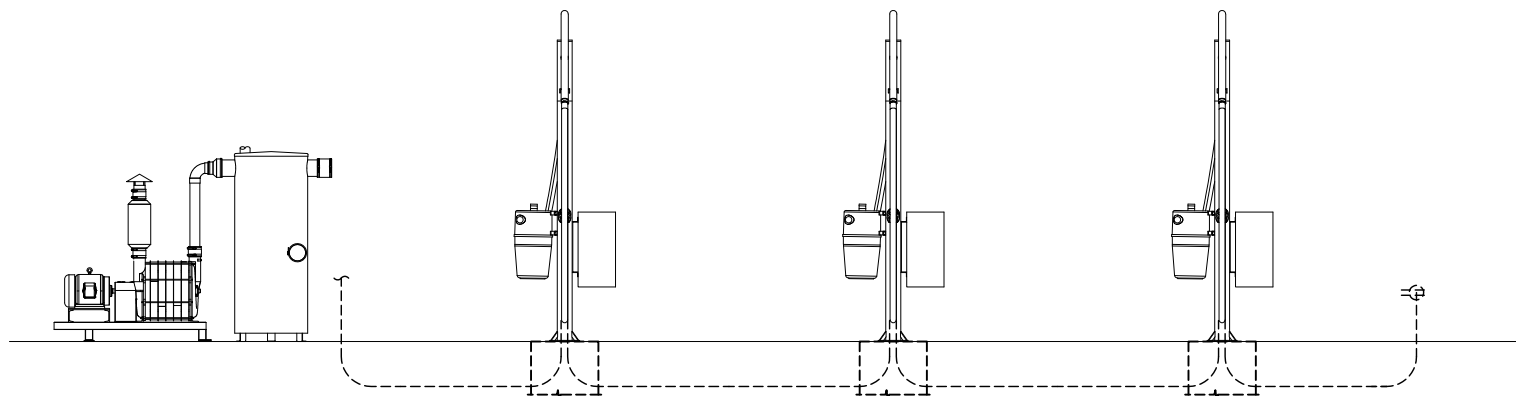
VACUUM LINE

*NOTE: CONNECTIONS SHOWN IN THE ELEVATION VIEW
ARE SCHEMATIC ONLY. REFER TO PLAN VIEWS
FOR PLACEMENT.*



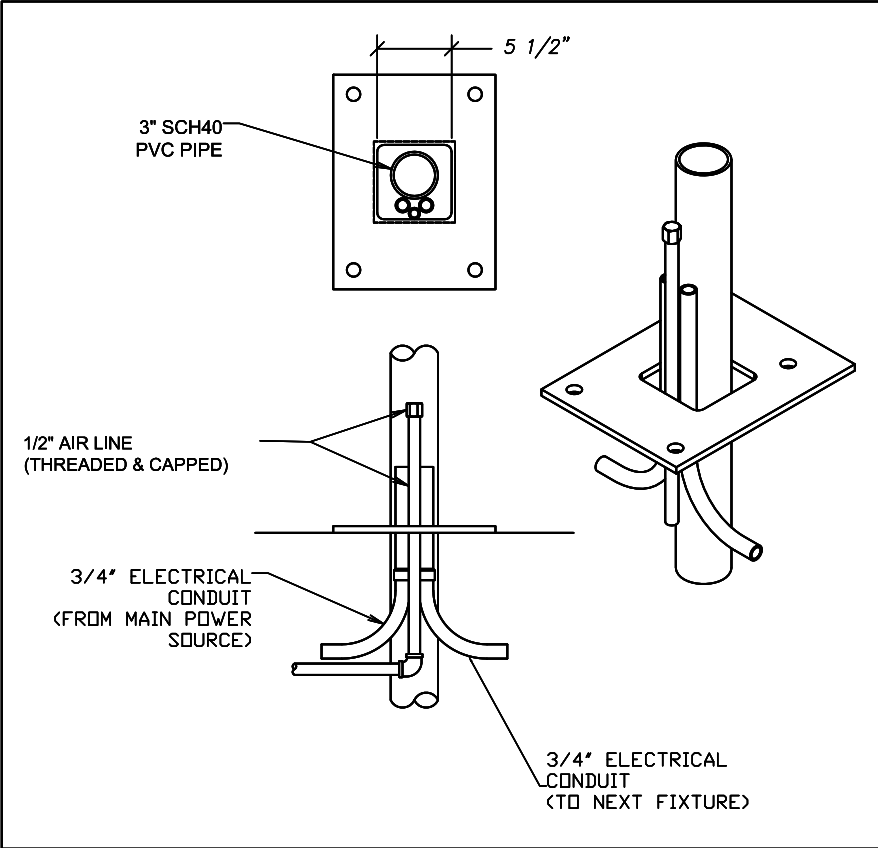
AIR LINE (1" GALV. PIPE)

*NOTE: CONNECTIONS SHOWN IN THE ELEVATION VIEW
ARE SCHEMATIC ONLY. REFER TO PLAN VIEWS
FOR PLACEMENT.*



ELECTRIC LINE (3/4" CONDUIT)

*NOTE: CONNECTIONS SHOWN IN THE ELEVATION VIEW
ARE SCHEMATIC ONLY. REFER TO PLAN VIEWS
FOR PLACEMENT.*



NOT FOR CONSTRUCTION UNTIL APPROVED BELOW.

APPROVED BY. _____

DATE _____

DISCLAIMER
ALTHOUGH BUILDING CODES HAVE BEEN CONSIDERED IN DEVELOPING THIS DRAWING, VERIFICATION OF SITE SPECIFIC CONDITIONS AND COMPLIANCE WITH FEDERAL, STATE AND LOCAL BUILDING CODES IS THE EXCLUSIVE RESPONSIBILITY OF THE CUSTOMER AND/OR ARCHITECT AND ENGINEER. THESE DRAWINGS REFLECT REQUIREMENTS FOR SONNY'S FURNISHED EQUIPMENT ONLY UNLESS OTHERWISE NOTED. PLEASE REFER TO OTHER MANUFACTURERS, IF ANY, FOR THEIR EQUIPMENT REQUIREMENTS.

CONFIDENTIAL WARNING:
THIS SHEET CONTAINS AND CONSTITUTES CONFIDENTIAL INFORMATION, IMAGES AND TRADE SECRETS OF SONNY'S ENTERPRISES INC. ANY UNAUTHORIZED USE OR DISCLOSURE OF ANY OR PORTION THEREOF, IS STRICTLY PROHIBITED. THIS WORK IS THE EXCLUSIVE PROPERTY OF SONNY'S ENTERPRISES INC. ALL RIGHTS RESERVED.

20322-D6-ROYAL WASH - GATES

SCALE: N.T.S.

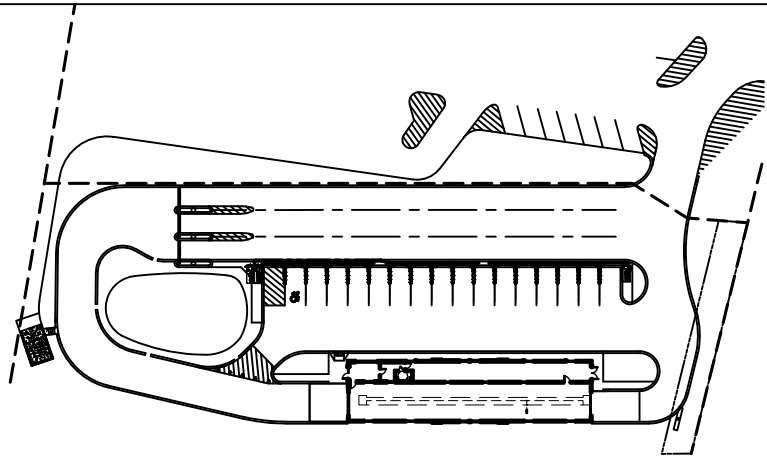
LOCATION: -NY-

Sheet	Rev.
10.1	--

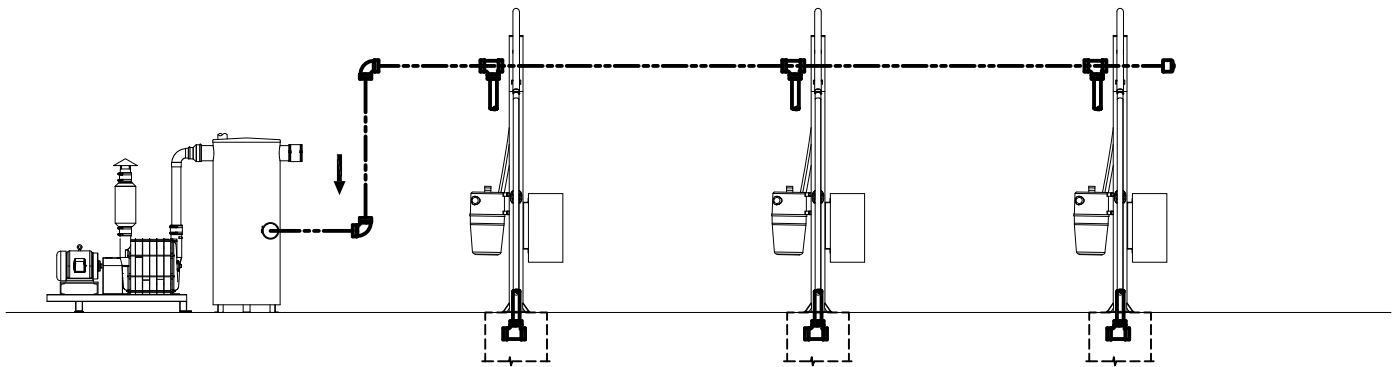
VACUUM LAYOUT; GC



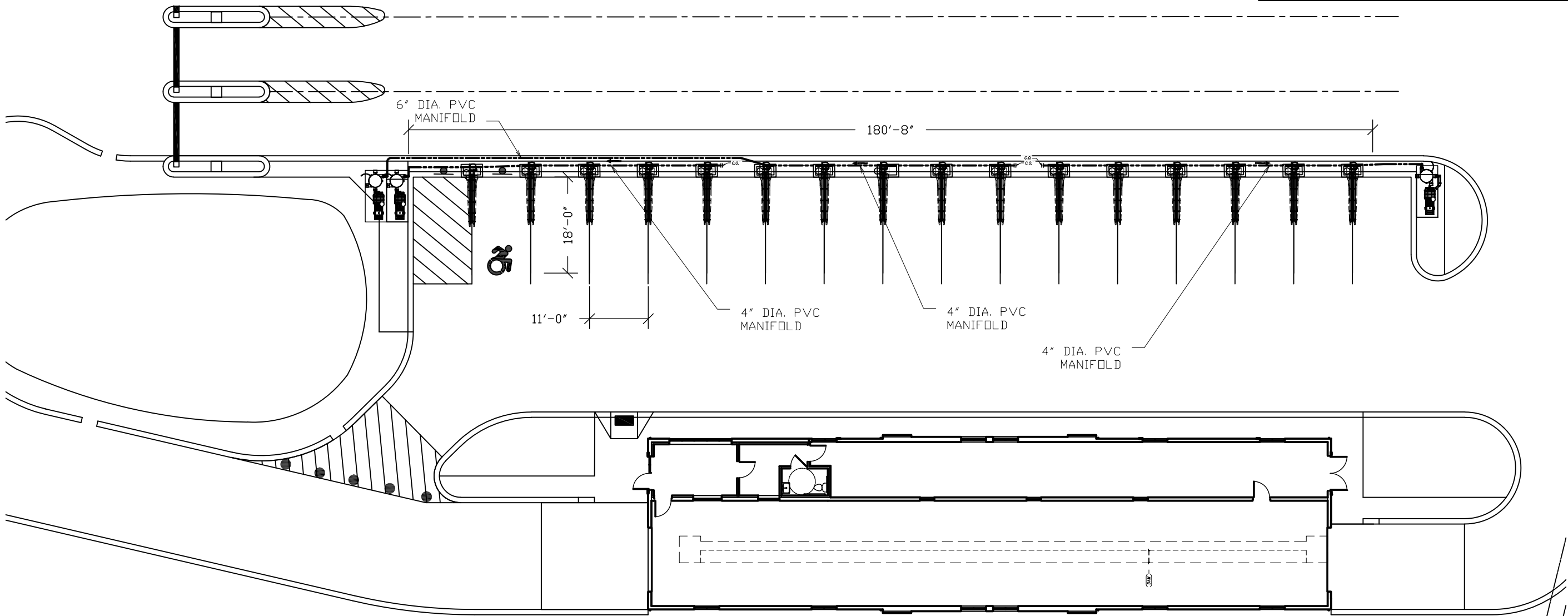
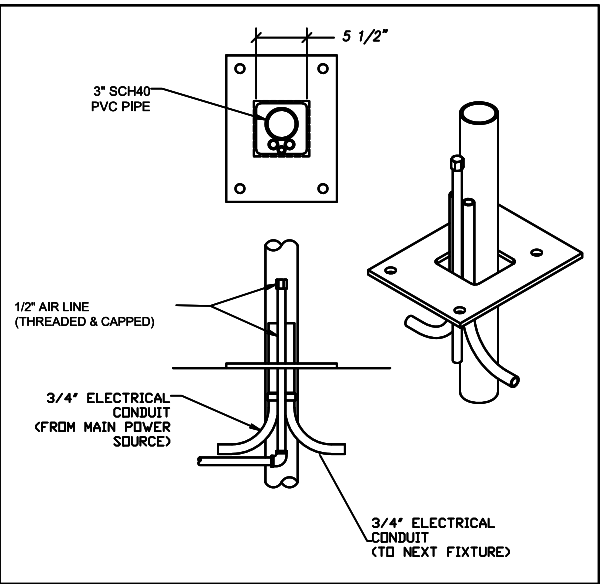
DATE:	06.24.20
REVISION DATE:	07.22.20
CREATED BY:	LV
REVISED BY:	DQC
CHECKED BY:	Luis V.



VACUUM LINE



*NOTE: CONNECTIONS SHOWN IN THE ELEVATION VIEW
ARE SCHEMATIC ONLY. REFER TO PLAN VIEWS
FOR PLACEMENT.*



NOT FOR CONSTRUCTION UNTIL APPROVED BELOW.

APPROVED BY. _____

DATE _____

DISCLAIMER
ALTHOUGH BUILDING CODES HAVE BEEN CONSIDERED IN DEVELOPING THIS DRAWING, VERIFICATION OF SITE SPECIFIC CONDITIONS AND COMPLIANCE WITH FEDERAL, STATE AND LOCAL BUILDING CODES IS THE EXCLUSIVE RESPONSIBILITY OF THE CUSTOMER AND/OR ARCHITECT AND ENGINEER. THESE DRAWINGS REFLECT REQUIREMENTS FOR SONNY'S FURNISHED EQUIPMENT ONLY UNLESS OTHERWISE NOTED. PLEASE REFER TO OTHER MANUFACTURERS, IF ANY, FOR THEIR EQUIPMENT REQUIREMENTS.

CONFIDENTIAL WARNING:
THIS SHEET CONTAINS AND CONSTITUTES CONFIDENTIAL INFORMATION, IMAGES AND TRADE SECRETS OF SONNY'S ENTERPRISES INC. ANY UNAUTHORIZED USE OR DISCLOSURE OF ANY OR PORTION THEREOF, IS STRICTLY PROHIBITED. THIS WORK IS THE EXCLUSIVE PROPERTY OF SONNY'S ENTERPRISES INC. ALL RIGHTS RESERVED.

20322-D6-ROYAL WASH - GATES

SCALE: 1"=20'

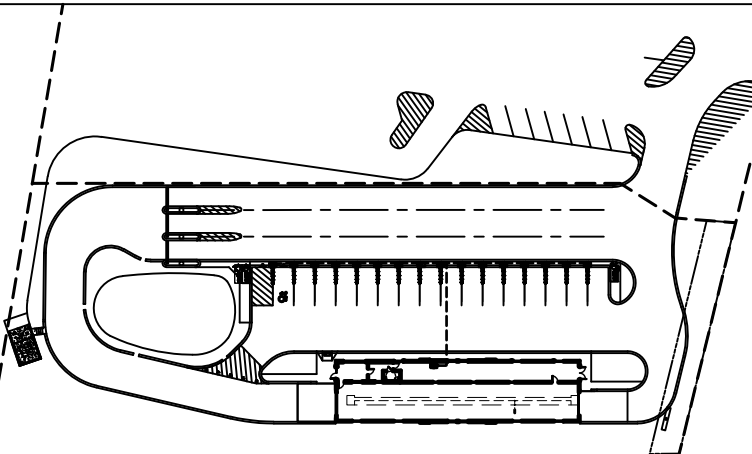
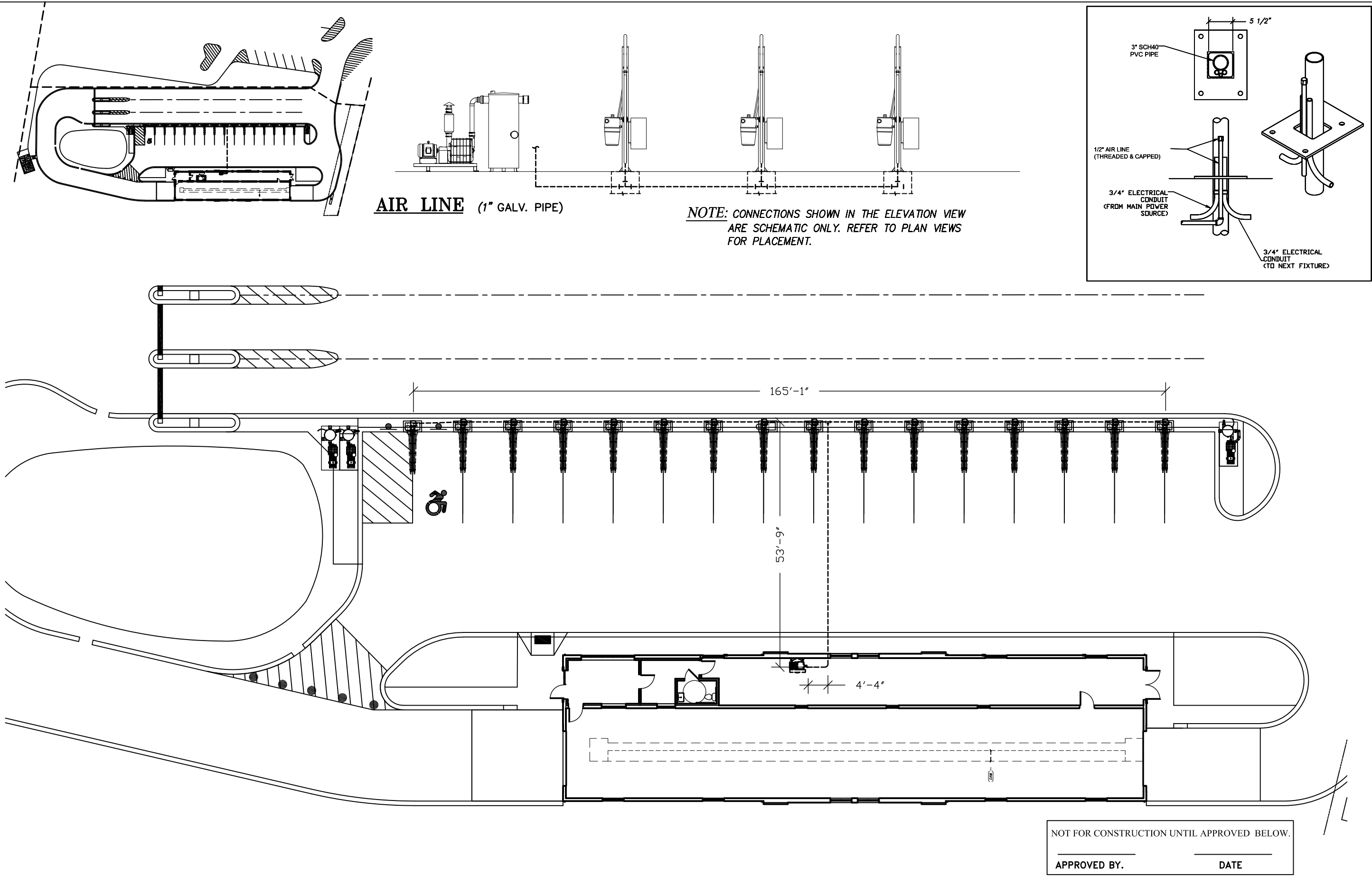
LOCATION: -NY-

Sheet 10.2
Rev. --

VACUUM SITE LAYOUT; GC

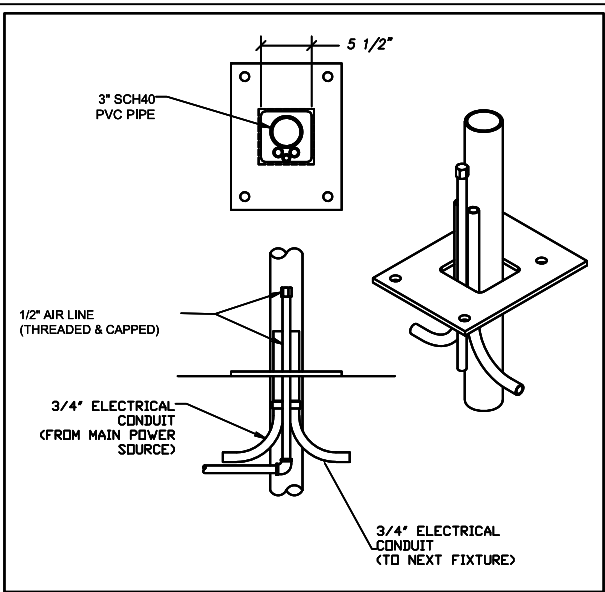


DATE:	06.24.20
REVISION DATE:	07.22.20
CREATED BY:	LV
REVISED BY:	DQC
CHECKED BY:	Luis V.

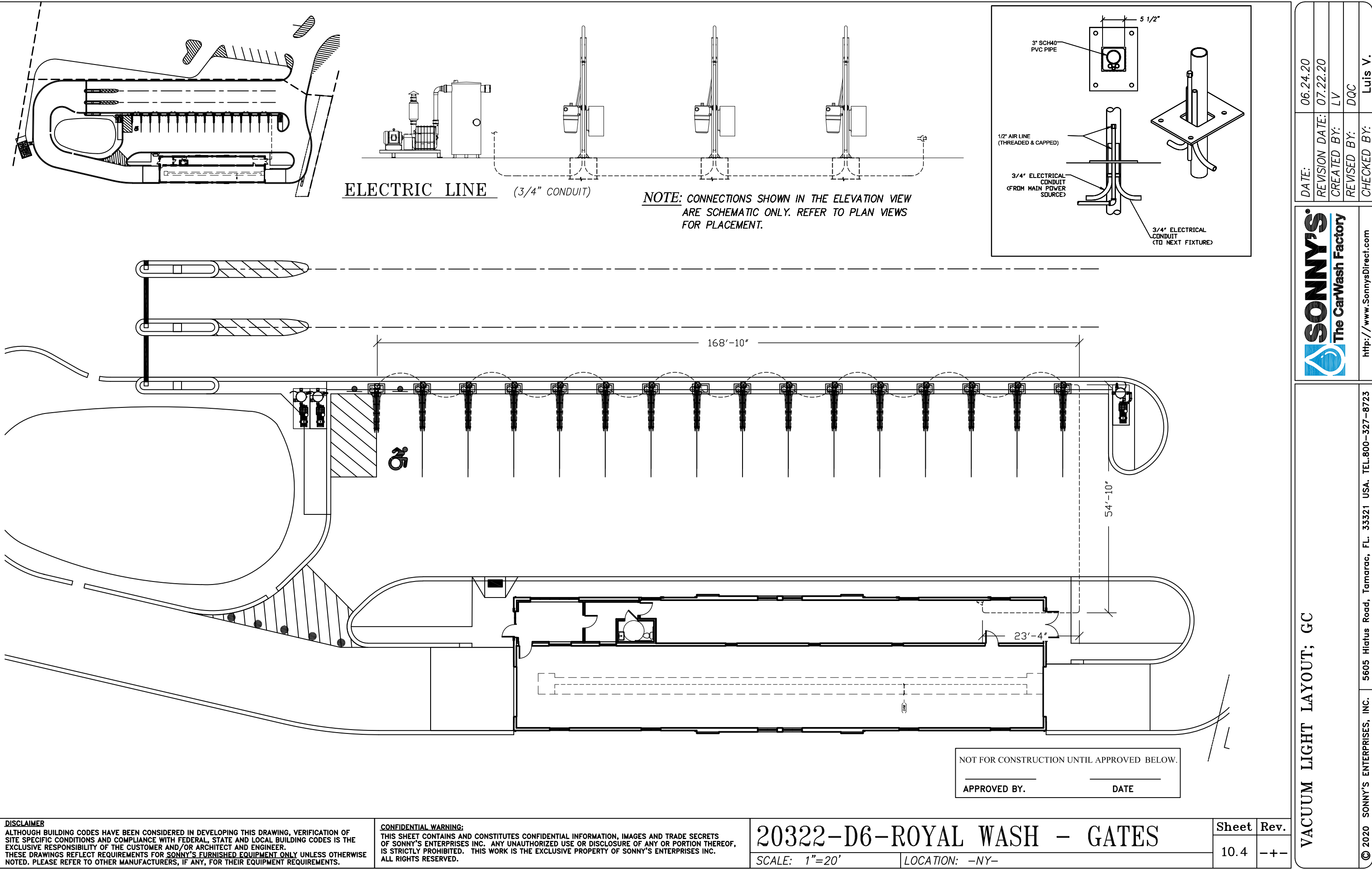


AIR LINE (1" GALV. PIPE)

NOTE: CONNECTIONS SHOWN IN THE ELEVATION VIEW ARE SCHEMATIC ONLY. REFER TO PLAN VIEWS FOR PLACEMENT.

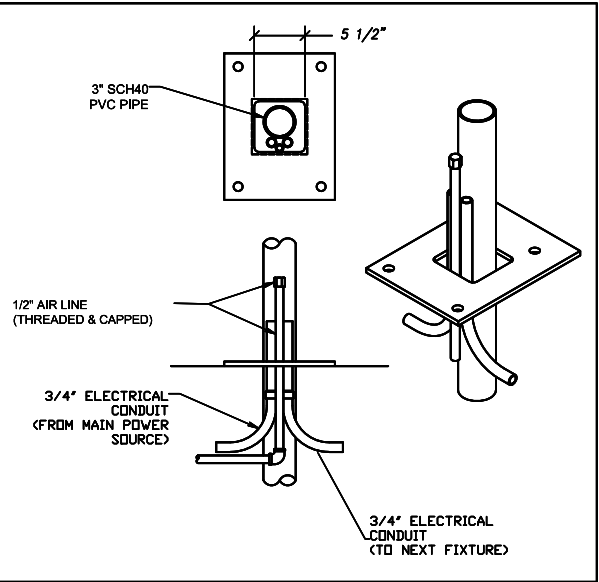


NOT FOR CONSTRUCTION UNTIL APPROVED BELOW.
APPROVED BY. _____ DATE _____



ELECTRIC LINE (3/4" CONDUIT)

NOTE: CONNECTIONS SHOWN IN THE ELEVATION VIEW ARE SCHEMATIC ONLY. REFER TO PLAN VIEWS FOR PLACEMENT.



NOT FOR CONSTRUCTION UNTIL APPROVED BELOW.

APPROVED BY. DATE


DISCLAIMER
ALTHOUGH BUILDING CODES HAVE BEEN CONSIDERED IN DEVELOPING THIS DRAWING, VERIFICATION OF SITE SPECIFIC CONDITIONS AND COMPLIANCE WITH FEDERAL, STATE AND LOCAL BUILDING CODES IS THE EXCLUSIVE RESPONSIBILITY OF THE CUSTOMER AND/OR ARCHITECT AND ENGINEER. THESE DRAWINGS REFLECT REQUIREMENTS FOR SONNY'S FURNISHED EQUIPMENT ONLY UNLESS OTHERWISE NOTED. PLEASE REFER TO OTHER MANUFACTURERS, IF ANY, FOR THEIR EQUIPMENT REQUIREMENTS.

CONFIDENTIAL WARNING:
THIS SHEET CONTAINS AND CONSTITUTES CONFIDENTIAL INFORMATION, IMAGES AND TRADE SECRETS OF SONNY'S ENTERPRISES INC. ANY UNAUTHORIZED USE OR DISCLOSURE OF ANY OR PORTION THEREOF, IS STRICTLY PROHIBITED. THIS WORK IS THE EXCLUSIVE PROPERTY OF SONNY'S ENTERPRISES INC. ALL RIGHTS RESERVED.

20322-D6-ROYAL WASH - GATES
SCALE: 1"=20' LOCATION: -NY-

Sheet 10.4 Rev. --

VACUUM LIGHT LAYOUT; GC



SONNY'S
The CarWash Factory

DATE: 06.24.20

REVISION DATE: 07.22.20

CREATED BY: LV

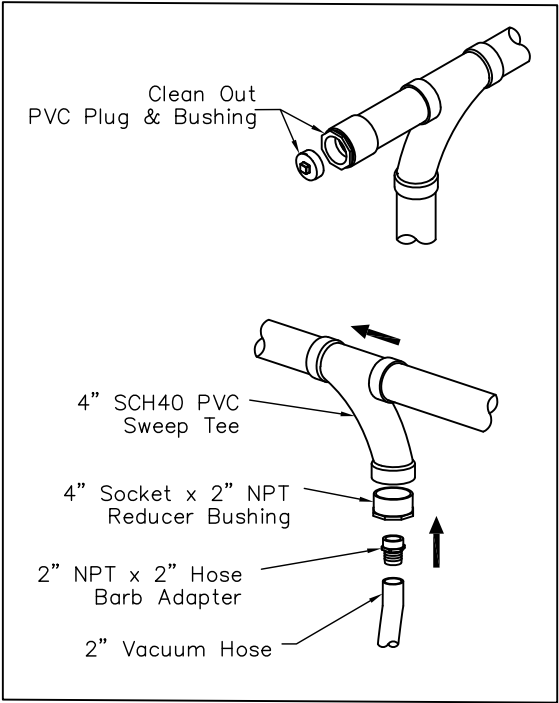
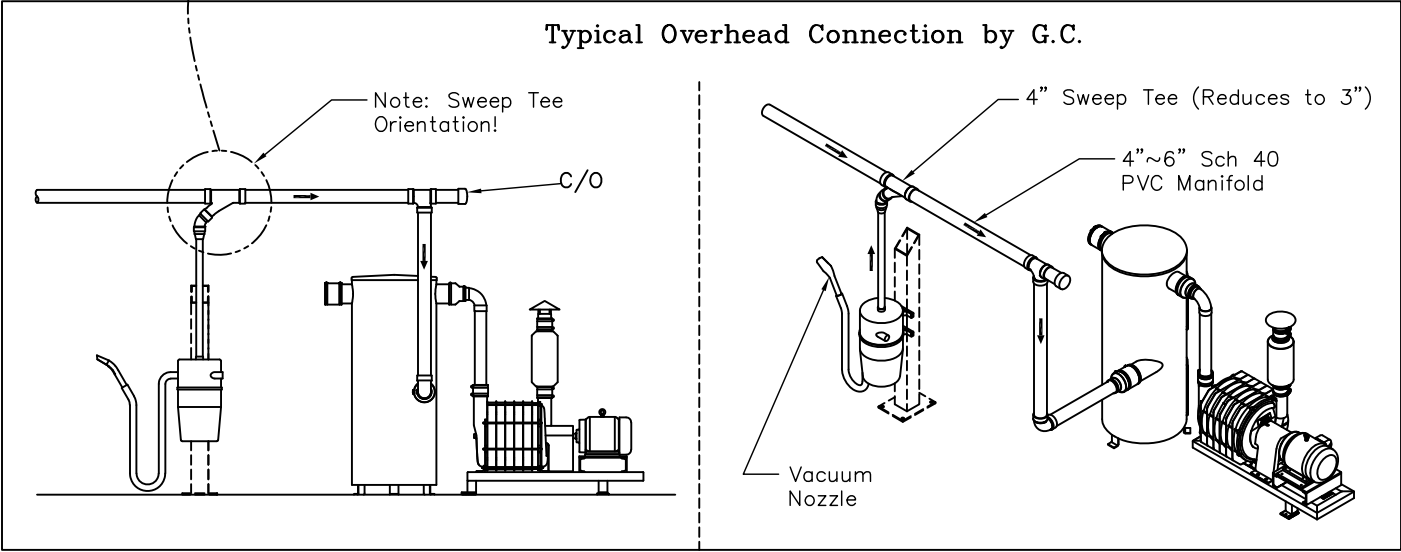
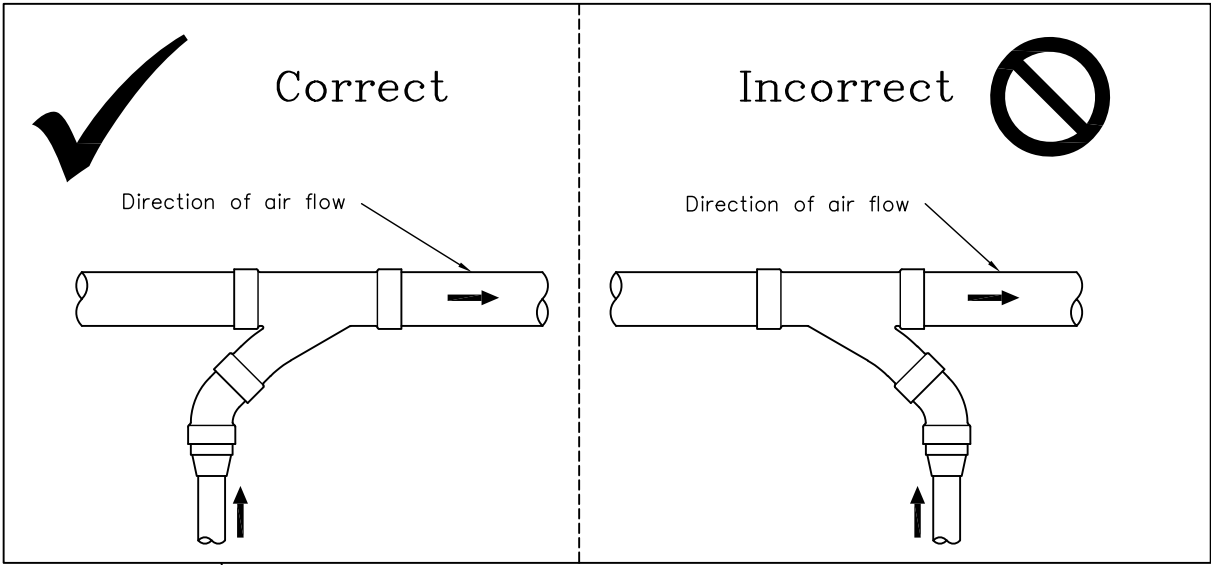
REVISED BY: DQC

CHECKED BY: Luis V.

© 2020 SONNY'S ENTERPRISES, INC.

5605 Hiatus Road, Tamarac, FL. 33321 USA. TEL.800-327-8723

<http://www.SonnysDirect.com>



NOT FOR CONSTRUCTION UNTIL APPROVED BELOW.

APPROVED BY.

DATE

DISCLAIMER
ALTHOUGH BUILDING CODES HAVE BEEN CONSIDERED IN DEVELOPING THIS DRAWING, VERIFICATION OF SITE SPECIFIC CONDITIONS AND COMPLIANCE WITH FEDERAL, STATE AND LOCAL BUILDING CODES IS THE EXCLUSIVE RESPONSIBILITY OF THE CUSTOMER AND/OR ARCHITECT AND ENGINEER. THESE DRAWINGS REFLECT REQUIREMENTS FOR SONNY'S FURNISHED EQUIPMENT ONLY UNLESS OTHERWISE NOTED. PLEASE REFER TO OTHER MANUFACTURERS, IF ANY, FOR THEIR EQUIPMENT REQUIREMENTS.

CONFIDENTIAL WARNING:
THIS SHEET CONTAINS AND CONSTITUTES CONFIDENTIAL INFORMATION, IMAGES AND TRADE SECRETS OF SONNY'S ENTERPRISES INC. ANY UNAUTHORIZED USE OR DISCLOSURE OF ANY OR PORTION THEREOF, IS STRICTLY PROHIBITED. THIS WORK IS THE EXCLUSIVE PROPERTY OF SONNY'S ENTERPRISES INC. ALL RIGHTS RESERVED.

20322-D6-ROYAL WASH - GATES

SCALE: N.T.S.

LOCATION: -NY-

Sheet

Rev.

10.5

--

VACUUM PLUMBING LAYOUT; GC



<http://www.SonnysDirect.com>

© 2020 SONNY'S ENTERPRISES, INC. 5605 Hiatus Road, Tamarac, FL. 33321 USA. TEL.800-327-8723

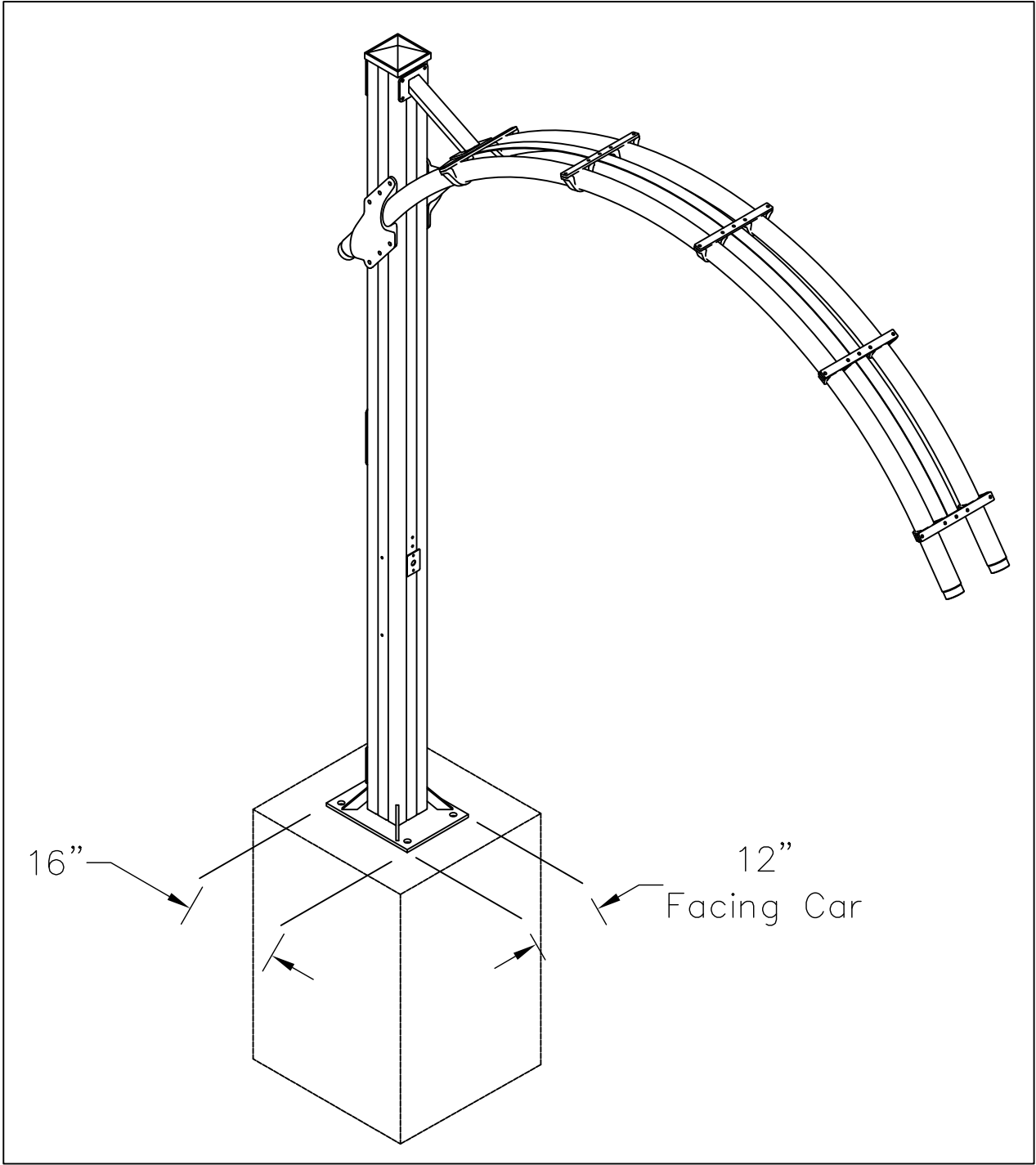
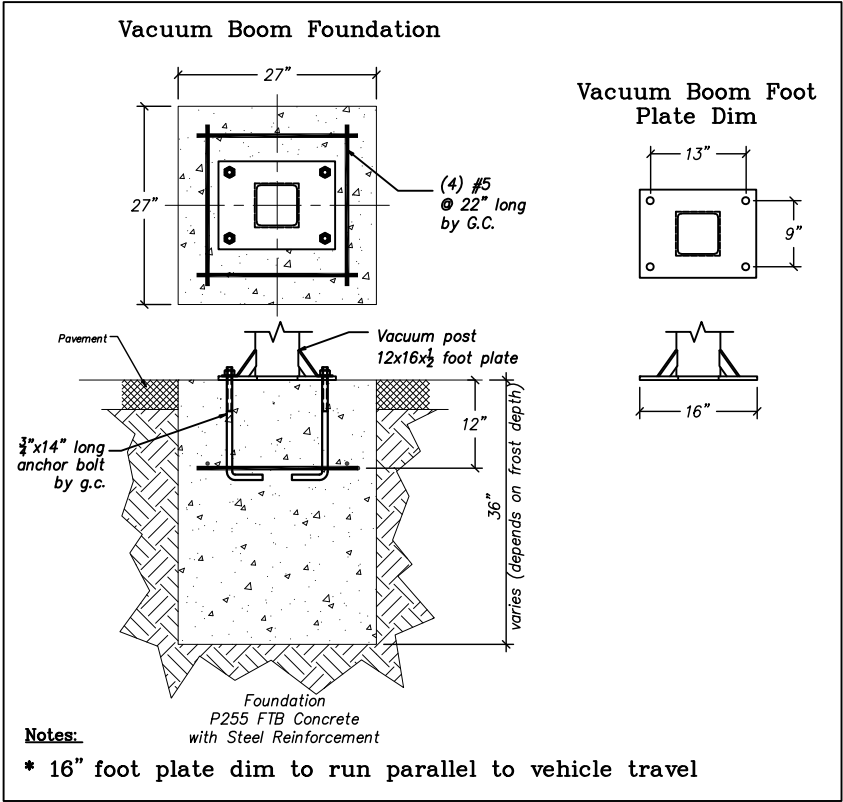
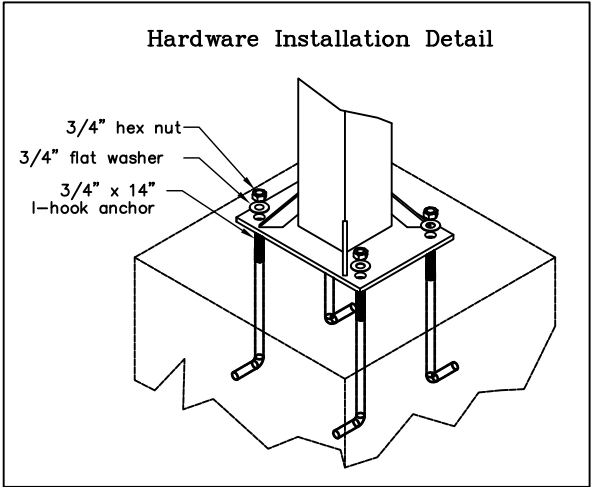
DATE: 06.24.20

REVISION DATE: 07.22.20

CREATED BY: LV

REVISED BY: DQC

CHECKED BY: Luis V.



NOT FOR CONSTRUCTION UNTIL APPROVED BELOW.

APPROVED BY.

DATE

DISCLAIMER

ALTHOUGH BUILDING CODES HAVE BEEN CONSIDERED IN DEVELOPING THIS DRAWING, VERIFICATION OF SITE SPECIFIC CONDITIONS AND COMPLIANCE WITH FEDERAL, STATE AND LOCAL BUILDING CODES IS THE EXCLUSIVE RESPONSIBILITY OF THE CUSTOMER AND/OR ARCHITECT AND ENGINEER. THESE DRAWINGS REFLECT REQUIREMENTS FOR SONNY'S FURNISHED EQUIPMENT ONLY UNLESS OTHERWISE NOTED. PLEASE REFER TO OTHER MANUFACTURERS, IF ANY, FOR THEIR EQUIPMENT REQUIREMENTS.

CONFIDENTIAL WARNING:

THIS SHEET CONTAINS AND CONSTITUTES CONFIDENTIAL INFORMATION, IMAGES AND TRADE SECRETS OF SONNY'S ENTERPRISES INC. ANY UNAUTHORIZED USE OR DISCLOSURE OF ANY OR PORTION THEREOF, IS STRICTLY PROHIBITED. THIS WORK IS THE EXCLUSIVE PROPERTY OF SONNY'S ENTERPRISES INC. ALL RIGHTS RESERVED.

20322-D6-ROYAL WASH - GATES

SCALE: N.T.S.

LOCATION: -NY-

Sheet

10.6

Rev.

- + -

VACUUM FOUNDATION LAYOUT; GC



© 2020 SONNY'S ENTERPRISES, INC.

5605 Hiatus Road, Tamarac, FL. 33321 USA. TEL.800-327-8723

<http://www.SonnysDirect.com>

DATE:

06.24.20

REVISION DATE:

07.22.20

CREATED BY:

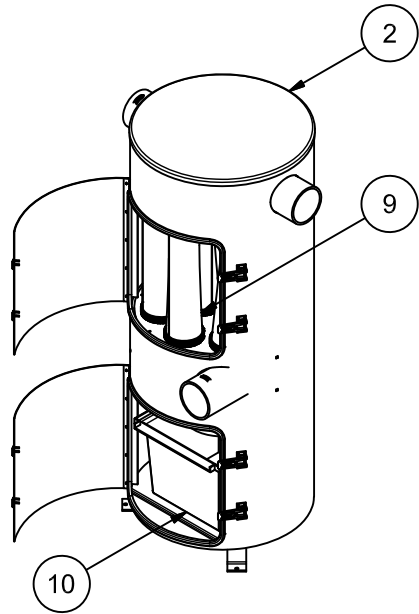
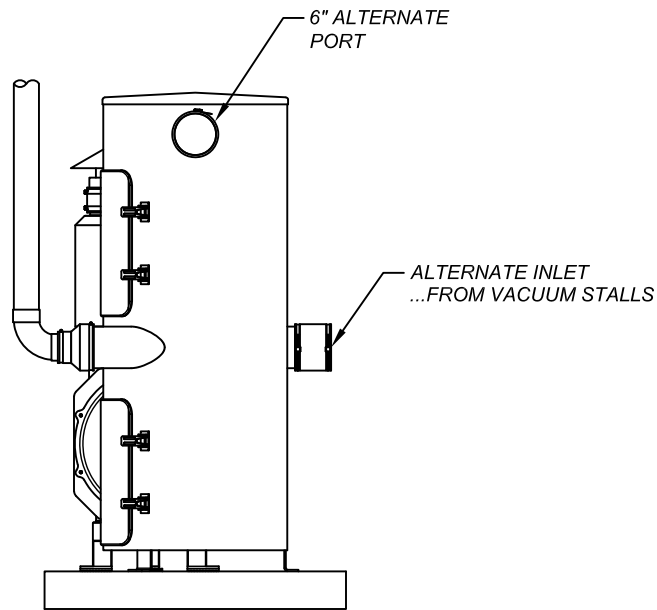
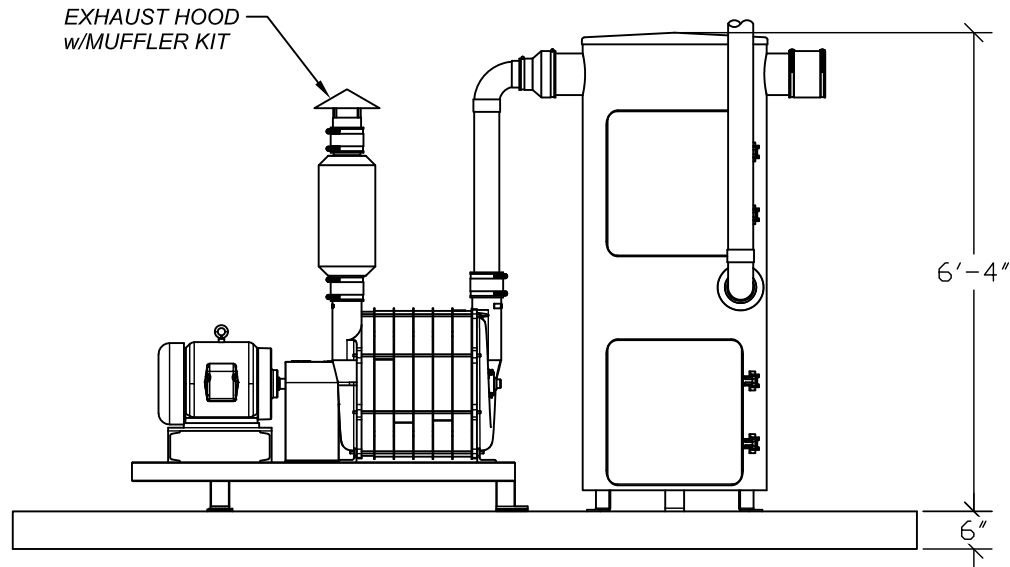
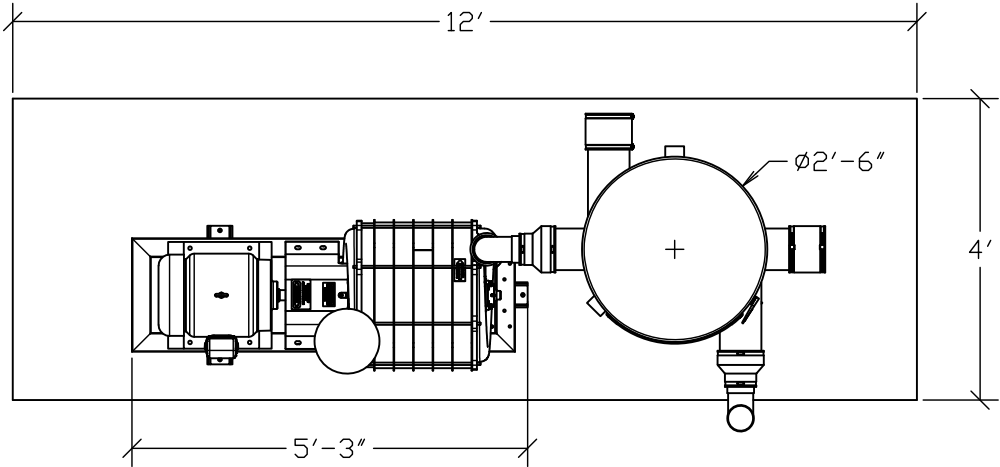
LV

REVISED BY:

DQC

CHECKED BY:

Luis V.



PARTS LIST	
ITEM	DESCRIPTION
1	6" x 4" Reducer Coupling
2	Vacuum Separator Universal w/10 Bags
3	Vacuum, Turbine 4" Kit
4	Vacuum, 25hp Producer w/Tank
5	Concrete Pad for Vacuum Producers
6	4" Schedule 40 PVC 90deg Elbow
7	4" Schedule 40 PVC Pipe
8	6" Coupler
9	Vacuum Separator Filter Bag 6inD x 32inL
10	Vacuum Separator Debris Cleanout Tank

NOT FOR CONSTRUCTION UNTIL APPROVED BELOW.

APPROVED BY.

DATE

DISCLAIMER
ALTHOUGH BUILDING CODES HAVE BEEN CONSIDERED IN DEVELOPING THIS DRAWING, VERIFICATION OF SITE SPECIFIC CONDITIONS AND COMPLIANCE WITH FEDERAL, STATE AND LOCAL BUILDING CODES IS THE EXCLUSIVE RESPONSIBILITY OF THE CUSTOMER AND/OR ARCHITECT AND ENGINEER. THESE DRAWINGS REFLECT REQUIREMENTS FOR SONNY'S FURNISHED EQUIPMENT ONLY UNLESS OTHERWISE NOTED. PLEASE REFER TO OTHER MANUFACTURERS, IF ANY, FOR THEIR EQUIPMENT REQUIREMENTS.

CONFIDENTIAL WARNING:
THIS SHEET CONTAINS AND CONSTITUTES CONFIDENTIAL INFORMATION, IMAGES AND TRADE SECRETS OF SONNY'S ENTERPRISES INC. ANY UNAUTHORIZED USE OR DISCLOSURE OF ANY OR PORTION THEREOF, IS STRICTLY PROHIBITED. THIS WORK IS THE EXCLUSIVE PROPERTY OF SONNY'S ENTERPRISES INC. ALL RIGHTS RESERVED.

20322-D6-ROYAL WASH - GATES

SCALE: N.T.S.

LOCATION: -NY-

Sheet	Rev.
10.8	--

VAC. PRODUCER ASSEMBLY DETAIL; SCWI

DATE: 06.24.20

REVISION DATE: 07.22.20

CREATED BY: LV

REVISED BY: DQC

CHECKED BY: Luis V.

© 2020 SONNY'S ENTERPRISES, INC.

5605 Hiatus Road, Tamarac, FL. 33321 USA. TEL.800-327-8723