January 27, 2021

ADDENDUM 3 – ALL TRADES

Bid Clarification

Separate alternate bid shall be supplied for double gray tempered tinted glass on all glass areas

Separate bid (line item) cost (per outlet) to supply and install outlets on the exterior of the carwash locations to be determined by owner.

Addendum 2 clarification

Plumbing

Originally stated - Contractor shall provide/install a 1" air line from the compressor located in equipment tunnel to each compressor pad located on site plans.

Clarification – Contractor shall supply/install one (1) 1" air line from equipment corridor to the Vacuum towers rows and connect to each vacuum tower in series – the one (1) line will connect to all vacuum towers.

Drawings

Add revised drawing A101 to bid set (enlarged dog wash plan)

Drawing M101 – Delete note 15 from General Notes

Drawing M101 – relocate ceiling hung gas heaters located in equipment corridor to each end of carwash tunnel including gas hookups. Reznor unit heater – 100,000 BTU's each

Framing plan A201 - have your supplier/framer plan on an opening in second floor framing, for future stair opening. Triple 24" floor joists on each side of opening and double at each end opening shall be approx. 3'-0" wide and 12'-0" long.

Site

Contractor is responsible to fill and compact existing excavated area on existing site. This area is not shown on site drawings – site visit maybe required to determine extent of fill needed.

Outline Information Specification

Doors and windows – Please delete tinted black glass from – aluminum doors, windows, and overhead doors – instead, all glass shall be low E, solar band 60 tempered or equal – clear – with an optional alternate bid for double gray tempered tinted glass.

Wood and Plastics - The Extruded Plastic Liner for the Carwash Tunnel shall be installed on all walls and ceilings of the carwash tunnel – see outline specification.

Masonry – concrete block

Clarification – the two (2) colors of split rib concrete block are on the north side of the carwash (see elevations. The rest of the concrete blocks are standard units. All block is filled solid at reinforcing (see sections)

Door/Window/Hardware

Delete door schedule from drawing A400 – use attached revised (1/27/2021) Hardware Schedule as door schedule

Add window to left side of door 12 similar to window w12

Water Reclaim System

Attached please find optional underground tank system. This tank is 2/3 and 1/3 chambers as opposed to the 1/2 and 1/2 tank originally called for.

Plumbing

Both 20-gal water heaters shall be located in ceiling area near location shown on plan

Provide urinal connection in restroom opposite water closet (water/drain/support) for future installation of urinal

Electrical

Add security lights to all exterior door locations – lights should be above and centered on doors.

Light fixture F-3 shall be a surface mounted 4’-0” LED and watertight fixture.

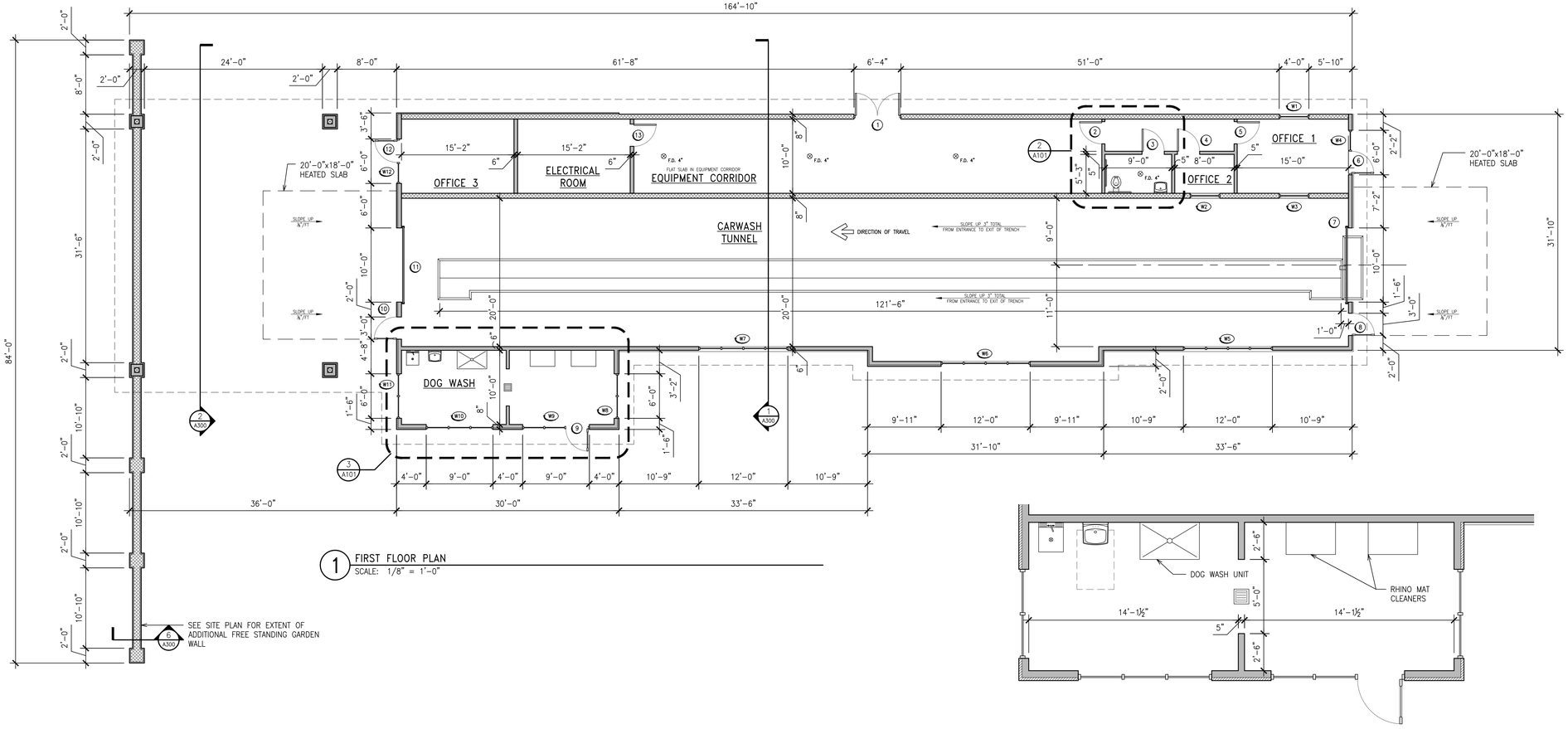

1 FIRST FLOOR PLAN
SCALE: 1/8" = 1'-0"

3 ENLARGED DOG WASH AREA
SCALE: 1/4" = 1'-0"

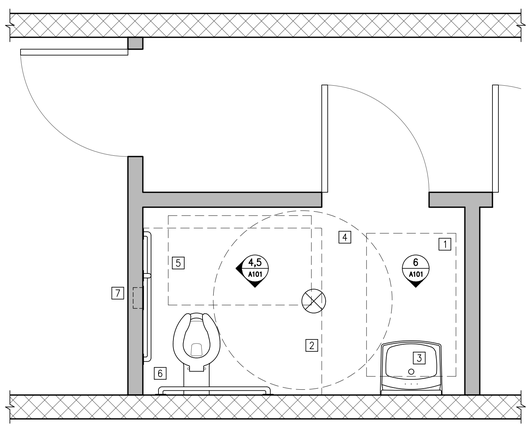

2 ENLARGED TOILET PLAN
SCALE: 1/2" = 1'-0"

ACCESSIBILITY KEY

1. A 30"x48" CLEAR SPACE SHALL BE PROVIDED AT LAVATORY SINK. SEE DETAIL **6/A101** FOR ADDITIONAL CLEARANCES AT LAVATORY SINK.
2. A 60"x56" CLEAR FLOOR SPACE SHALL BE PROVIDED AT TOILET. SEE DETAIL **4/A101** FOR ADDITIONAL CLEARANCES AT TOILET.
3. WATER SUPPLY AND DRAIN PIPES SHALL BE INSULATED TO PROTECT AGAINST CONTACT.
4. 60" DIAMETER TURNING SPACE SHALL BE PROVIDED. THE TURNING SPACE SHALL BE PERMITTED TO INCLUDE KNEE AND TOE CLEARANCE
5. A 48"x30" CLEAR FLOOR SPACE SHALL BE PROVIDED WHEN DOOR SWING OVERLAPS FIXTURE CLEARANCES OR CLEAR FLOOR SPACES AND IS FOR A SINGLE OCCUPANT
6. 42" MIN. SIDE WALL GRAB BAR AND 36" MIN. REAR WALL GRAB BAR REQUIRED, SEE **5/A101** FOR ADDITIONAL REQUIREMENTS.
7. SIDE WALL DISPENSER AT TOILETS, SEE **4/A101** FOR REQUIREMENTS.

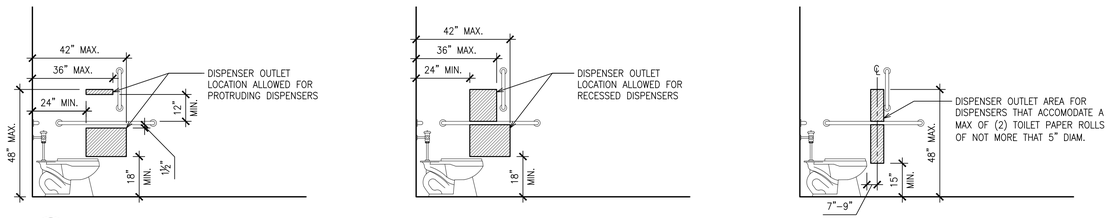

4 DISPENSER LOCATIONS PER DISPENSER TYPE
SCALE: 3/8" = 1'-0"

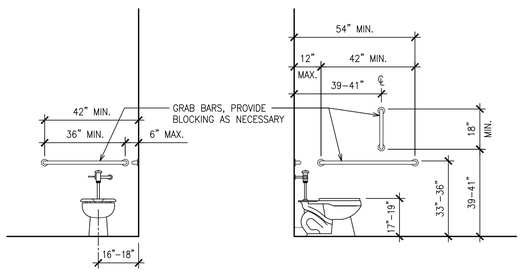

5 GRAB BARS AND TOILET REQUIREMENTS
SCALE: 3/8" = 1'-0"

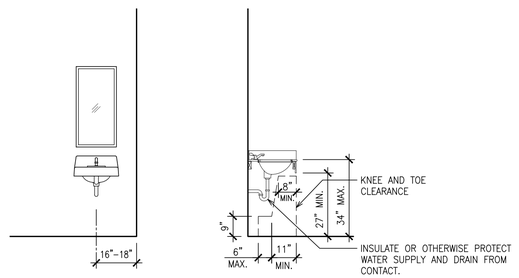

6 VANITY REQUIREMENTS
SCALE: 3/8" = 1'-0"

Proposed Union Road Car Wash
West Seneca, New York

JAMES. E. BOY ARCHITECTS, PC
124 LINDEN AVE.
WILLIAMSVILLE, NY 14217
PHONE: (716) 863-1380

PROJECT TITLE: UNION ROAD CAR WASH
PROJECT NO: 19-001
DRAWN BY: es
CHECKED BY: JEB
START DATE: 1-21-19

DRAWING SETS:

NO:	DATE:	DESCRIPTION:
1	01-10-2020	BID SET
2	02-10-2020	REVISED BID SET
3	02-28-2020	NEW DESIGN
4	---	---
5	---	---
6	---	---
7	---	---

ALL DRAWINGS AND WRITTEN MATERIAL HEREIN CONSTITUTE ORIGINAL AND UNPUBLISHED WORK OF THE ARCHITECT AND THE SAME MAY NOT BE COPIED, USED OR DISCLOSED WITHOUT WRITTEN CONSENT OF THE ARCHITECT. CONTRACTOR SHALL REVIEW AND VERIFY ALL DIMENSIONS AND CONDITIONS AT THE SITE.

SEAL:

DRAWING NUMBER:
A101

James E. Boy, Architects
124 Linden Avenue, Kenmore, New York 14217 - 716-863-1380

Hardware Schedule

Revised 1/27/2021

Door 1

From equipment corridor to exterior – hollow metal door and frame – double door
Size 2 – 3'-0" x 7'-0" Door Type A

Hinges – 3/door – Stanley CB Series – Heavy duty
Exit Devices – Stanley Heavy Duty Exit Devices – QED100 Series - 2
Door Closer – Stanley Heavy Duty Grade 1 Door Closers – QDC200 Series – 2

Door 2

From back office area to equipment corridor – hollow metal door and frame
Size 3'-0" x 7'-0" Door Type A

Hinges – 3 – Stanley CB Series – Heavy duty
Locksets – Stanley Heavy Duty Cylinder Locks QCl100 series

Door 3

From carwash back office area to rest room – hollow metal door and frame
Size 3'-0" x 7'-0" Door Type A

Hinges – 3 – Stanley CB Series – Heavy duty
Locksets – Stanley Heavy Duty Cylinder Locks QCl100 series/with privacy lock

Door 4

From carwash back office area to office – hollow metal door and frame
Size 3'-0" x 7'-0" Door Type A

Hinges – 3 – Stanley CB Series – Heavy duty
Locksets – Stanley Heavy Duty Cylinder Locks QCl100 series/with privacy lock

Door 5

From carwash office to back office area – hollow metal door and frame
Size 3'-0" x 7'-0" Door Type A

Hinges – 3 – Stanley CB Series – Heavy duty
Locksets – Stanley Heavy Duty Cylinder Locks QCl100 series

James E. Boy, Architects
124 Linden Avenue, Kenmore, New York 14217 - 716-863-1380

Door 6
Aluminum door and frame
Size 3'-0" x 7'-0" Door Type B

Push/pull with dead bolt lock and 3 hinges – Heavy Duty

Door 7
Overhead Door – 10' x 10'

Door 8
From carwash to exterior – aluminum door and frame
Size 3'-0" x 7'-0" Door Type B

Push/pull with dead bolt lock and 3 hinges – Heavy Duty

Door 9
From dog wash to exterior – aluminum door and frame
Size 3'-0" x 7'-0" Door Type B

Push/pull with dead bolt lock and 3 hinges – Heavy Duty

Door 10
From carwash to exterior – aluminum door and frame
Size 3'-0" x 7'-0" Door Type B

Push/pull with dead bolt lock and 3 hinges – Heavy Duty

Door 11
Overhead Door – 10' x 10'

Door 12
From future rental space to exterior – aluminum door and frame
Size 3'-0" x 7'-0" Door Type B

Push/pull with dead bolt lock and 3 hinges – Heavy Duty

James E. Boy, Architects
124 Linden Avenue, Kenmore, New York 14217 - 716-863-1380

Door 13

From equipment corridor to electrical room – hollow metal door and frame.
Size 3'-0" x 7'-0" Door Type A

Hinges – 3/door – Stanley CB Series – Heavy duty
Exit Devices – Stanley Heavy Duty Exit Devices – QED100 Series
Door Closer – Stanley Heavy Duty Grade 1 Door Closers – QDC200 Series

Door 14

From carwash office to carwash tunnel – aluminum door and frame
Size 3'-0" x 7'-0" Door Type B

Push/pull with dead bolt lock and 3 hinges – Heavy Duty

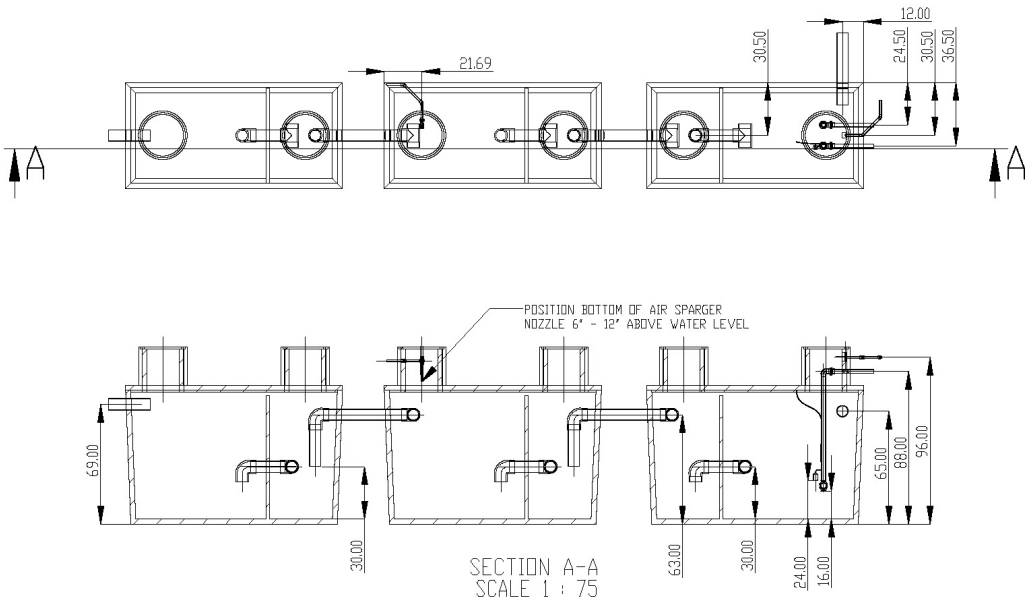

COMMENTS:	REVISION	REVISION DESCRIPTION
	REV. BY: N/A	PURCLEAN PURWATER SPOT-FREE RINSE SYSTEMS WATER RECOVERY SYSTEMS 2315 Orange Grove Ave North Highlands, CA 95660
MATERIAL / FINISH	APPROVE DATE	SCALE: NONE / DRAWN BY: BC / DATE: 1/15/2013 / APPROVED BY
PROPRIETARY AND CONFIDENTIAL THE INFORMATION CONTAINED IN THIS DRAWING IS THE SOLE PROPERTY OF PURCLEAN PURWATER, INC. ANY REPRODUCTION IN PART OR AS A WHOLE WITHOUT THE WRITTEN PERMISSION OF PURCLEAN PURWATER IS PROHIBITED.		3 1500 gal 7030 tanks
	DRAWING NO	SHEET 1 of 1