



BRYANT & STRATTON

S.A. PROJECT # 19099.02
DATE: 04-03-2020

110 BROADWAY BUFFALO, NY

ARCHITECT:

SILVESTRI ARCHITECTS, P.C.
1321 MILLERSPORT HIGHWAY, SUITE 101
AMHERST, NY 14221
(716) 691-0900

STRUCTURAL ENGINEER:

STUDIO T3 ENGINEERING, PLLC
2495 MAIN STREET, SUITE 301
BUFFALO, NEW YORK 14214
(716) 803-6400

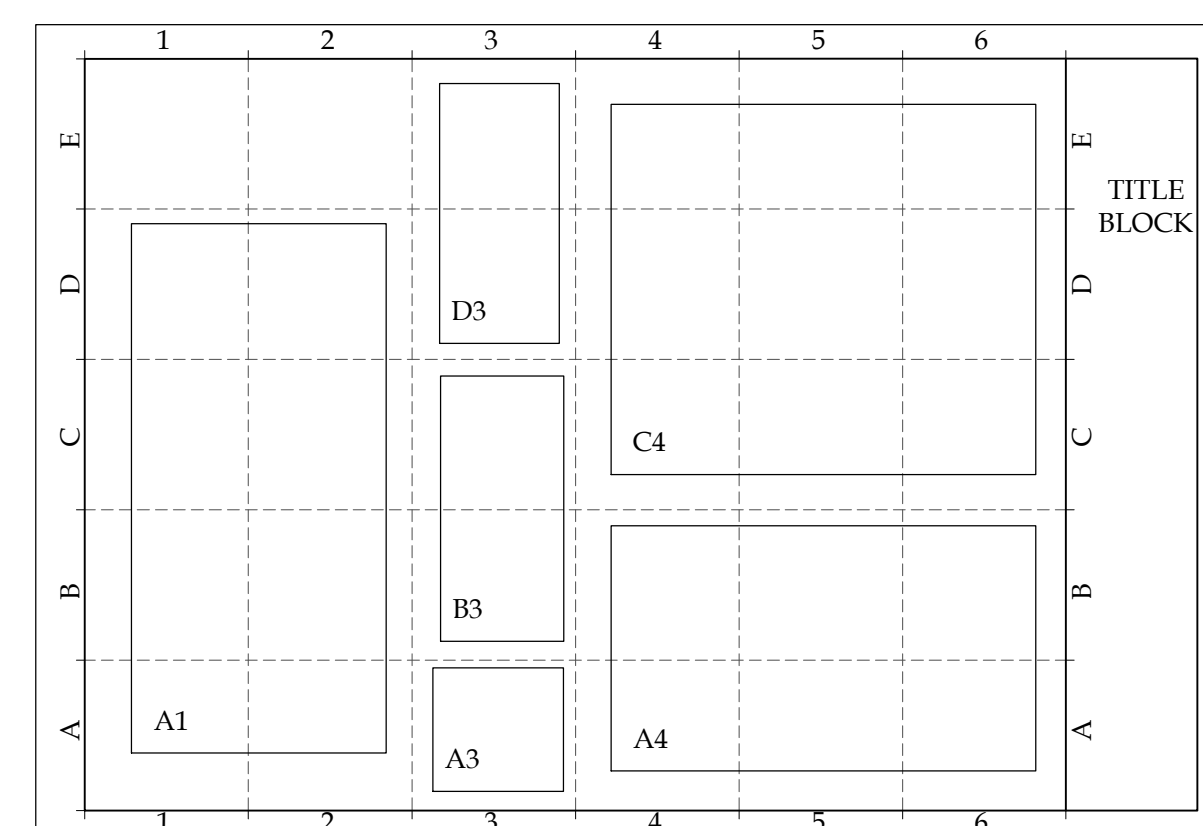
MEP ENGINEER:

EBS ENGINEERING, PC
2568 WALDEN AVE., SUITE 107
CHEEKTOWAGA, NY 14225
(716) 836-9600

CONSTRUCTION MANAGER:

P.A.T. CONSTRUCTION MANAGEMENT CORP.
2457 WEHRLE DRIVE
WILLIAMSVILLE, NY 14221

DRAWING AREA LOGIC



SHEET INDEX

STRUCTURAL:

- S-101 FOLDING PARTITION FRAMING PLAN
- S-102 RTU FRAMING PLAN

ARCHITECTURAL:

- AD-101 SECOND FLOOR DEMOLITION PLAN
- A-001 GENERAL NOTES
- A-002 ACCESSIBILITY REQUIREMENTS 1 OF 2
- A-003 ACCESSIBILITY REQUIREMENTS 2 OF 2
- A-004 SECOND FLOOR CODE COMPLIANCE PLAN
- A-005 PARTITION TYPES
- A-101 SECOND FLOOR PLAN
- A-102 SECOND FLOOR REFLECTED CEILING PLAN
- A-103 SECOND FLOOR SPACE ALLOCATION PLAN
- A-401 ENLARGED FLOOR PLANS & INTERIOR ELEVATIONS
- A-402 ENLARGED FLOOR PLANS & INTERIOR ELEVATIONS
- A-403 ENLARGED FLOOR PLANS & INTERIOR ELEVATIONS
- A-404 ENLARGED FLOOR PLANS & INTERIOR ELEVATIONS
- A-501 CEILING DETAILS
- A-502 MILLWORK DETAILS
- A-503 MILLWORK DETAILS
- A-601 DOOR SCHEDULE AND DETAILS
- A-602 WINDOW TYPES
- A-603 FINISH SCHEDULE & GENERAL NOTES
- A-604 FINISH LEGEND
- A-605 FINISH FLOOR PLAN

MECHANICAL:

- M-1 HVAC SCHEDULES, LEGENDS AND ABBREVIATIONS
- M-2 HVAC SCHEDULES
- M-3 HVAC SCHEDULES
- M-4 HVAC OUTSIDE AIR CALCULATIONS
- M-5 HVAC SPECIFICATIONS
- M-6 HVAC SPECIFICATIONS
- M-7 HVAC CONTROL SPECIFICATIONS
- M-8 HVAC SEQUENCE OF OPERATIONS
- M-9 SECOND FLOOR PLAN - HVAC DUCTWORK AND PIPING
- M-10 ROOF PLAN - HVAC DUCTWORK AND PIPING
- M-11 HVAC DETAILS
- M-12 HVAC DETAILS AND CONTROL DIAGRAMS
- M-13 HVAC VARIABLE AIR VOLUME (VAV) WIRING DIAGRAMS

PLUMBING:

- P-1 PLUMBING LEGENDS, SCHEDULES, & DETAILS
- P-2 PLUMBING DETAILS CONTINUED
- P-3 PLUMBING DETAILS CONTINUED
- P-4 PLUMBING SANITARY SEWER OVERALL FLOOR PLAN
- P-5 PLUMBING SANITARY SEWER ENLARGED FLOOR PLAN
- P-6 PLUMBING SANITARY SEWER ENLARGED FLOOR PLAN & ISOMETRICS
- P-7 PLUMBING DOMESTIC WATER & NATURAL GAS OVERALL FLOOR PLAN
- P-8 PLUMBING DOMESTIC WATER & NATURAL GAS ENLARGED FLOOR PLAN
- P-9 PLUMBING DOMESTIC WATER & NATURAL GAS ENLARGED FLOOR PLANS
- P-10 PLUMBING ROOF PLAN
- P-11 PLUMBING DOMESTIC WATER ISOMETRICS
- P-12 PLUMBING NATURAL GAS ISOMETRICS
- P-13 PLUMBING SPECIFICATIONS

ELECTRIC:

- E-1 ELECTRICAL SCHEDULES & NOTES
- E-2 ELECTRICAL ONE-LINE SCHEDULES & DETAILS
- E-3 ELECTRICAL DETAILS
- E-4 ELECTRICAL POWER & SYSTEMS - 2ND FL. PLAN
- E-5 HVAC AND PLUMBING POWER 2ND FL. PLAN
- E-6 HVAC POWER ROOF PLAN
- E-7 ELECTRICAL LIGHTING 2ND FL. PLAN
- E-8 FIRE ALARM SYSTEM 2ND FL. PLAN
- E-9 ELECTRICAL SPECIFICATIONS
- E-10 ELECTRICAL SPECIFICATIONS
- E-11 FIRE ALARM & COMMUNICATIONS SPECIFICATIONS

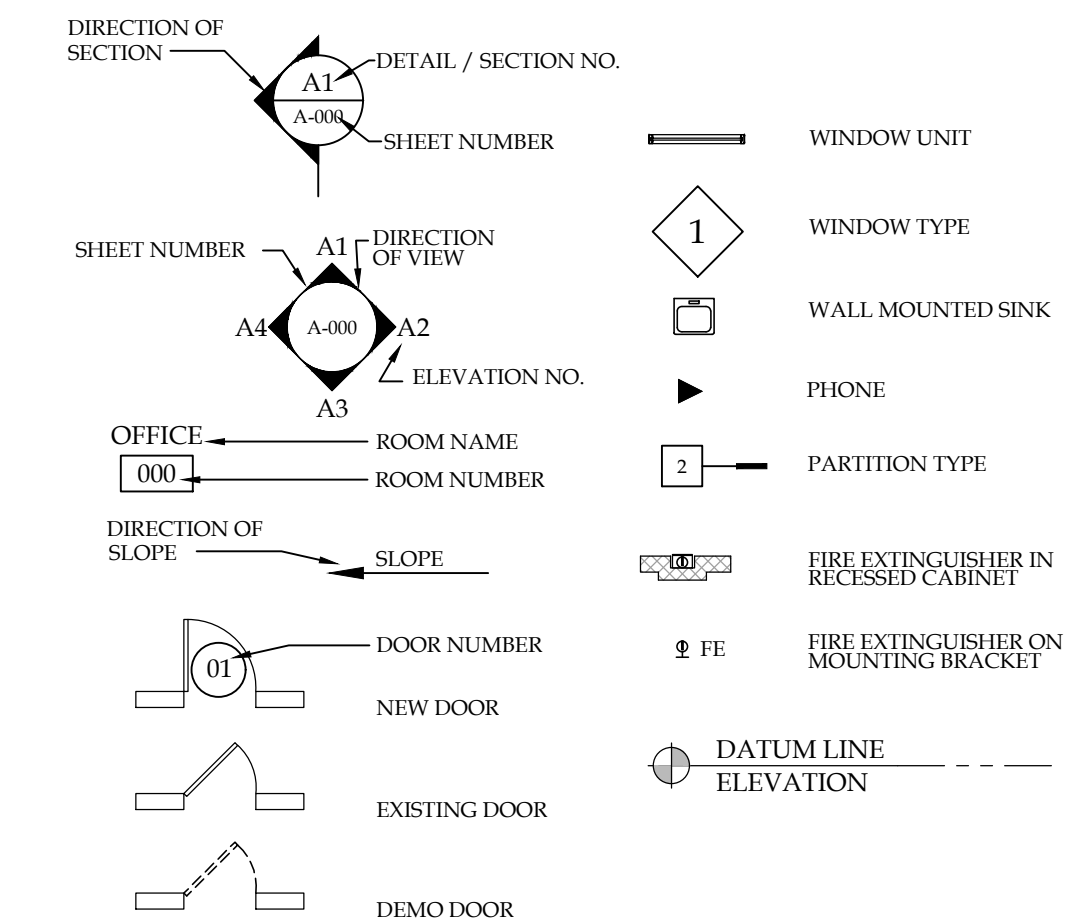
FIRE PROTECTIONS:

- FP-1 FIRE PROTECTION LEGENDS, SCHEDULES, DETAILS, & SPECIFICATIONS
- FP-2 FIRE PROTECTIONS FLOOR PLAN

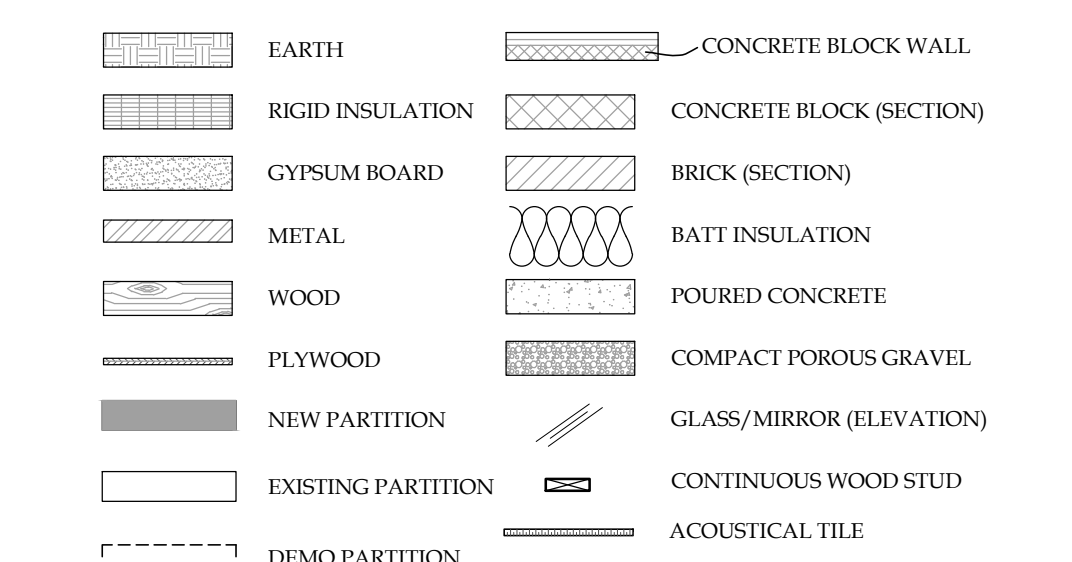
ABBREVIATIONS

A.F.F.	ABOVE FINISH FLOOR	N.I.C.	NOT IN CONTRACT
ACT.	ACOUSTICAL TILE	N.T.S.	NOT TO SCALE
A.C.	AIR CONDITION	NOM.	NOMINAL
ALU.	ALUMINUM	NO.	NUMBER
APPRX.	APPROXIMATE		
ARCH.	ARCHITECTURAL	O.C.	ON CENTER
AUTO.	AUTOMATIC	OPNG.	OPENING
		OPPH.	OPPOSITE HAND
		OH	OVERHEAD
BM.	BEAM	PMBC.	PREENGINEERED METAL BUILDING CONTRACTOR
BRG.	BEARING	PNT.	PANEL
B.L.	BENCH MARK	PNL.	PANEL
BLK.	BLOCK	P.F.D.	PAPER TOWEL DISPENSER
BLKG.	BLOCKING	P.F.R.	PAPER TOWEL RECEPTER
BD.	BOARD	P.V.M.T.	PAVEMENT
BDT.	BOITTIME	PG. RD.	PIG BOARD
BRK.	BRICK	PLAS.	PLASTER
BRK.	BRICK	P.LAM.	PLASTIC LAMINATE
B.E.J.	BRICK EXPANSION JOINT	PL.	PLATE
B.C.	BRICK COURSE	POL.	POLISHED
BLDG.	BUILDING	PWD.	PLYWOOD
BUR.	BUILT-UP ROOFING	PT.	POINT
		PSI.	POUNDS PER SQ. INCH
CLG.	CEILING	PSF.	POUNDS PER SQ. FOOT
CAB.	CABINET	P.F.	POWER PANEL
CPT.	CARPET	PRE. FAB.	PRE-FABRICATED
C.S.W.	CASEWORK	PREF.	PRE-FINISHED
C.B.	CATCH BASIN	PROP.	PROPERTY LINE
CEM.	CEMENT		
CT.	CERAMIC TILE	QT.	QUARRY TILE
CHBD.	CHALK BOARD		
CLF.	CLIP	RAD.	RADIUS
COL.	COLUMN	R.W.L.	RAIN WATER LEADER
CONC.	CONCRETE	RECP.T.	RECEPTACLE, ELECTRIC
CONC.	CONCRETE MASONRY UNIT	REC.SS.	REFRIGERATOR
CONTR.	CONTRACTOR	REFR.	REFRIGERATOR
CJT.	CORNER JOINT	REIN.F.	REINFORCE (D) (ING)
C.C.	CORNER GUARD	R.F.D.	REQUIRED
CRS.	COURSE	RES.	RECESS (ED)
		R.C.P.	RECESSED CEILING PANEL
DET.	DETAIL	RET.	RETURN
DIA.	DIAMETER	RA.	RETURN AIR
DIM.	DIMENSION	REV.	REVISION
DRP.	DRIP	R.H.	RIGHT HAND
DN.	DOWN	ROW.	RIGHT OF WAY
DS.	DOWNSPOUT	R.	RISER
DWG.	DRAWING	R.D.	ROOF DRAIN
D.E.	DRINKING FOUNTAIN	REG.	ROOFING
DIFF.	DIFFUSER	RM.	ROOM
		RND.	ROUND
EA.	EACH	SOL.	SADDLE
E.I.F.S.	EXTERIOR INSULATION & FINISH SYSTEM	STG.	SEATING
ELEC.	ELECTRICAL	SHHH.	SHEATHING
EPNL.	ELECTRIC PANEL	SHIT.	SHIRT
ELV.	ELEVATION	SHR.	SHEER
EQ.	EQUAL	SIM.	SIMILAR
EX.	EXISTING	SPKR.	SPEAKER
EXP. JT.	EXPANSION JOINT	SPEC.	SPECIFICATIONS
		SQ.	SQUARE
FB.	FACE BRICK	SST.	STAINLESS STEEL
FIN.	FINISH (ED)	SP.	STAND PIPE
FIC.	FIRE EXTINGUISHER CABINET	STD.	STANDARD
FHC.	FIRE HOSE CABINET	SD.	STORM DRAIN
F.P.	FIRE PROOFING	S.C.T.	STRUCTURAL GLAZED TILE
FLOOR.	FLOOR	STRUC.T.	STRUCTURAL
F.D.	FLOOR DRAIN	SUSP.	SUSPENDED
FT.	FOOT	SW.	SWITCH
F.W.C.	FACE WALL COVERING	SWBD.	SWITCH BOARD
FTG.	FOOTING	SV.	SHEET VINYL
FDN.	FOUNDATION		
FUR.	FURRING	T.B.	TACKBOARD
		TEL.	TELEPHONE
GAL.	GALLON	TEMP.	TEMPERATURE
G.C.	GENERAL CONTRACTOR	TEX.	TEXTURE
GL.	GLASS	THK.	THICK (NESS)
G.B.	GYP. BOARD	THR.	THRESHOLD
G.W.B.	GYP. WALL BOARD	TP.	TOILET PAPER HOLDER
GYP.	GYP.	T/O.	TOP OF
		TB.	TOWEL BAR
		TYP.	TYPICAL
HDW.	HARDWARE	U.C.L.	UNDER CABINET LIGHT
HD. WD.	HARDWOOD	UR.	UNDERCUT
HVAC.	HEATING, VENTILATING, & AIR CONDITIONING		
HT.	HEIGHT	V.T.R.	VENT THRU ROOF
HM.	HOLLOW METAL	VENT.	VENTILATOR
HORIZ.	HORIZONTAL	VERT.	VERTICAL
HB.	HOSE BIB	VEST.	VESTIBULE
H.W.	HOT WATER	V.C.T.	VINYL COMPOSITE TILE
		V.F.	VERIFY IN FIELD
INSUL.	INSULATE (D) (ION)	V.W.C.	VINYL WALL COVERING
INS. GL.	INSULATED GLASS		
INV.	INVERT	WSCT.	WAINSCOT
JAN.	JANITOR	WS.	WEATHER STRIP
JT.	JOINT	WT.	WEIGHT
KIT.	KITCHEN	WWF.	WELDED WIRE FABRIC
KN.	KNOCK OUT	W.C.D.F.	WHEELCHAIR DRINKING FOUNTAIN
		W.	WITH
LAM.	LAMINATED	W/O.	WITHOUT
LAV.	LAVATORY	WD.	WOOD
L.H.	LEFT HAND		
LGT.	LENGTH		
L.T.	LIGHT		
L.F.	LINEAR FEET		
LTL.	LINE LOAD		
LLH.	LONG LEG HORIZONTAL		
LLV.	LONG LEG VERTICAL		
L.M.F.	LIGHT GAUGE METAL FRAMING		
L.V.R.	LOUVER		
L.P.	LOW POINT		
MACH.	MACHINE		
M.H.	MANHOLE		
MFR.	MANUFACTURE		
MAS.	MASONRY		
M.O.	MASONRY OPENING		
MATL.	MATERIAL		
MAX.	MAXIMUM		
MECH.	MECHANICAL		
MEMB.	MEMBRANE		
MET.	METAL		
M.T.P.	METAL TOILET PARTITION		
MIN.	MINIMUM		
MISC.	MISCELLANEOUS		
MULL.	MULLION		

DRAFTING SYMBOLS



MATERIAL SYMBOLS



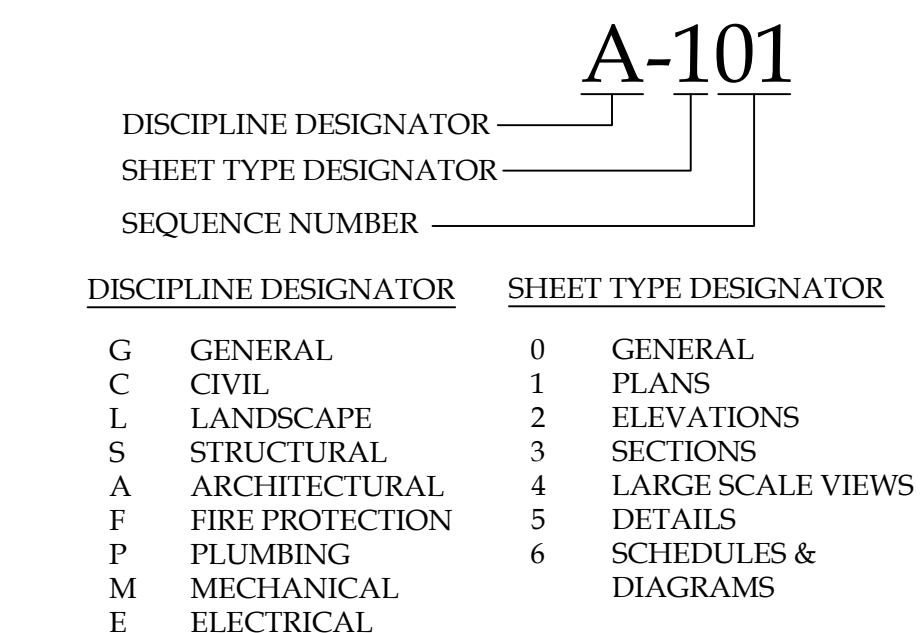
BUILDING DATA

OCCUPANCY CLASSIFICATION: B
CONSTRUCTION TYPE: 2B

ISSUE

2019-04-06: ISSUED FOR BID
REVISION #3 05.01.2020

SHEET IDENTIFICATION LOGIC



BRYANT & STRATTON

110 BROADWAY BUFFALO, NY

SA PROJECT TEAM: PRINCIPAL: P.Silvestri PROJ. ARCHITECT: S.Hunt JOB CAPTAIN: INTERIORS: N.Catuzza

S.A. PROJECT # 19099.02
DATE: 04-03-2020

