



Carmina • Wood • Morris ^{DPC}

487 Main Street | Suite 600 | Buffalo, New York 14203
P 716.842.3165 F 716.842.0263 W www.cwm-ae.com

Construction Documents

Cortese Construction

9074 Main Street Clarence, New York



2/19/2020 4:15:08 PM

Date Issued: 12/19/2019



ARCHITECTURAL ABBREVIATIONS

A B	ANCHOR BOLT
ADD'L	ADDITIONAL
A F F	ABOVE FINISH FLOOR
AGG	AGGREGATE
ALT	ALTERNATE
AL ALUM	ALUMINUM
APPROX	APPROXIMATE
AVG	AVERAGE
B C	BLOCK COURSES
BD	BOARD
BET	BETWEEN
BEW	BOTTOM EACH WAY
BLDG	BUILDING
BM	BEAM
BNT	BENT
B O F	BOTTOM OF FOOTING
BOT	BOTTOM
BSM	BASEMENT
CEIL	CEILING
C.J.	CONTROL JOINT
CL	CENTER LINE
CLR.	CLEAR
C M U	CONCRETE MASONRY UNIT
COL	COLUMN
CONN	CONNECTION
CONC	CONCRETE
CONT	CONTINUED - CONTINUOUS
CONST.	CONSTRUCTION
CRS	COURSE(S)
DIA	DIAMETER
DET	DETAIL
DRWG	DRAWING
EA	EACH
E F	EACH FACE
E J	EXPANSION JOINT
ELEC	ELECTRICAL
ELEV EL	ELEVATION
EMBED	EMBEDMENT
E W	EACH WAY
E W E F	EACH WAY EACH FACE
EXT	EXTERIOR
EXST.	EXISTING
FABRIC	FABRICATION
FDN	FOUNDATION
F F FIN FLR	FINISH FLOOR
FAST	FASTENER
F G	FULL GLASS
FIN	FINISH
FLASH	FLASHING
FL	FLOOR
F O B	FACE OF BLOCK
F O C	FACE OF CONCRETE
FOUND FDN	FOUNDATION
F P	FIRE PROTECTION
FTG	FOOTING
GA	GAUGE
GALV	GALVANIZED
GWB	GYPSUM WALLBOARD
HD	HEAD
H M	HOLLOW METAL
HORIZ	HORIZONTAL
HR	HOUR
H T	HIGH TEMPERATURE
HT	HEIGHT
HYD	HYDRAULIC
ID	INSIDE DIAMETER
INFO	INFORMATION
INSUL	INSULATION
JT	JOINT
LG	LONG
KB	KNEE BRACE
L H	LEFT HAND

ARCHITECTURAL MATERIAL SYMBOLS

	BRICK (ELEVATION)		GLASS
	CMU (ELEVATION)		STANDING SEAM MTL. ROOF (ELEVATION)
	CONCRETE		BATT INSULATION
	STEEL		RIGID INSULATION
	FINISHED WOOD		STONE FILL
	ROUGH WOOD		EARTH
	BRICK (SECTION)		PLYWOOD
	CMU (SECTION)		PLASTER OR GYPSUM WALL BOARD
	EXTERIOR INSULATION AND FINISH SYSTEM (SECTION)		STONE (ELEVATION)

L H R B	LEFT HAND REVERSE BEVEL
LLV	LONG LEG VERTICAL
LLH	LONG LEG HORIZONTAL
LT WT	LIGHT WEIGHT
MA	MASONRY
MAT	MASONRY TEE
MANUF	MANUFACTURER
MAX	MAXIMUM
MECH RM	MECHANICAL ROOM
MIN	MINIMUM
MC	MISC CHANNEL
MECH	MECHANICAL
MET MTL	METAL
MIN	MINIMUM
M O	MASONRY OPENING
N	NORTH
N I C	NOT IN CONTRACT
NO	NUMBER
NOM	NOMINAL
N R	NON-RATED
N & S	NORTH AND SOUTH
O C	ON CENTER
O D	OUTSIDE DIAMETER
O H	OVERHEAD
OPNG	OPENING
OPP HAND	OPPOSITE HAND
PBAM	PROVIDED BY ARCH MANUF.
P F	PRE-FINISH
PL	PLATE
PNEU	PNEUMATIC
PR	PAIR
PREFIN	PREFINISHED
PSF	POUNDS PER SQUARE FOOT
PSI	POUNDS PER SQUARE INCH
PT	PAINT
PVC	POLY VINYL CHLORIDE
R	RISER
R/CMU	REINFORCED CONCRETE BLOCK
REG	REGULAR
REINF	REINFORCEMENT
REQ	REQUIRED
R H	RIGHT HAND
R H R B	RIGHT HAND REVERSE BEVEL
RM	ROOM
S	SOUTH
SC	SHEAR CONNECTOR
SCHEDE	SCHEDULE
SECT	SECTION
SHT.	SHEET
SIM	SIMILAR
SPECS	SPECIFICATION
STD	STANDARD
STIFF	STIFFENER
STL	STEEL
STRUCT	STRUCTURAL
TEMP	TEMPERATURE
THK	THICK
T O	TOP OF
T O B	TOP OF BLOCK
T O C	TOP OF CONCRETE
T O F	TOP OF FOOTER
T O S	TOP OF STEEL
TYP	TYPICAL
U N O	UNLESS NOTED OTHERWISE
U O N	UNLESS OTHERWISE NOTED
VERT	VERTICAL
W	WIDE
W/	WITH
WD	WOOD
WF	WIDE FLANGE
W/R	WATER RESISTANT
W W F	WELDED WIRE FABRIC
W W M	WELDED WIRE MESH

ARCHITECTURAL DRAWING SYMBOLS

	ARCHITECTURAL DIMENSION
	WORK POINT (ELEV., FIN. FLOOR, ROOF ECT.)
	DATUM - WORKING POINT (DIMENSIONAL STARTING POINT)
	COLUMN LINES
	CENTER LINE
	ROOM NUMBER - NUMBERING ROOMS - FIRST FLOOR 101, 102, ECT. - SECOND FLOOR 201, 202, ECT.
	DOOR NUMBER - IDENTIFICATION - ROOM NUMBER THAT DOOR IS ASSOCIATED WITH - A, B, C... (DOOR ENUMERATION)
	SHEET ELEV. LOCATED ON
	ELEVATION NUMBER
	SECTION NUMBER
	SHEET SECTION IS ON
	PARTITION TYPE - REFER TO PARTITION TYPE SHEET FOR ASSEMBLIES
	ARCHITECTURAL WALL/MISC. FINISH - REFER TO INTERIOR FINISH SELECTION SCHEDULE FOR SPECIFIC MEANING OF CALLOUTS
	ARCHITECTURAL FLOOR FINISH - REFER TO INTERIOR FINISH SELECTION SCHEDULE FOR SPECIFIC MEANING OF CALLOUTS
	DETAIL NUMBER
	SHEET LOCATED ON
	AREA TO BE LOCATED
	WINDOW NUMBER 1, 2, ETC. = EXTERIOR WINDOWS A, B, ETC. = INTERIOR WINDOWS
	REVISION NUMBER AND BUBBLE
	DRAWING NUMBER
	DRAWING LABEL
	DRAWING SCALE
	SHEET DRAWING IS LOCATED ON
	NORTH ARROW (PLAN)
	NORTH ARROW (TRUE NORTH)

NOTE: FOR ALL OTHER LEGENDS NOT LISTED HERE, REFER TO DESIRED SHEETS FOR ADDITIONAL LEGENDS AND DRAWING INFORMATION.

INDEX OF DRAWINGS

SHEET LIST		DRAWING DATE	
SHEET #	SHEET TITLE	ISSUED FOR PERMIT	DATE
GENERAL			
G-000	COVER SHEET		
G-100	DRAWING INDEX, GENERAL NOTES & LEGENDS		
CODE COMPLIANCE			
CC-101	FIRST FLOOR PLAN - CODE COMPLIANCE		
CIVIL ENGINEERING			
C-100	SITE PLAN		
STRUCTURAL			
S-000	STRUCTURAL NOTES		
S-100	4 UNIT BUILDING "A,B,C" FOUNDATION PLAN		
S-200	ROOF FRAMING PLAN		
S-201	HIGH ROOF/ OVERBUILD PLAN		
S-300	FOUNDATION SECTIONS & DETAILS		
S-500	TYPICAL DETAILS		
ARCHITECTURAL			
A-101	FIRST FLOOR PLAN		
A-101	FIRST FLOOR PLAN - STRUCTURAL GRID		
A-301	FIRST FLOOR PLAN (RCP)		
A-400	STANDING SEAM DETAILS, SIPS ROOF DETAILS		
A-401	ROOF PLAN		
A-500	NORTH ELEVATION		
A-501	SOUTH ELEVATION		
A-502	EAST ELEVATION		
A-503	WEST ELEVATION		
A-600	WALL SECTION & DETAILS		
A-601	WALL SECTIONS & DETAILS		
A-602	BUILDING SECTION - SUNROOM		
A-603	BUILDING SECTION - SHOWROOM & DETAILS		
A-700	DOOR SCHEDULE, FRAMES, NOTES, DETAILS		
A-701	WINDOW SCHEDULE, NOTES, DETAILS & ELEVATIONS		
A-702	ENLARGED PORCH PLAN, ELEVATIONS		
INTERIORS			
I-000	INTERIOR NOTES, SYMBOLS & DRAWING		
I-100	FIRST FLOOR FINISH PLAN		
I-700	INTERIOR FINISH SCHEDULE		

Carmina Wood Morris INC
487 Main Street Suite 500
Buffalo, New York 14203
P 716.842.3165
F 716.816.8143

Signed: 12/19/19
PROFESSIONAL SEAL

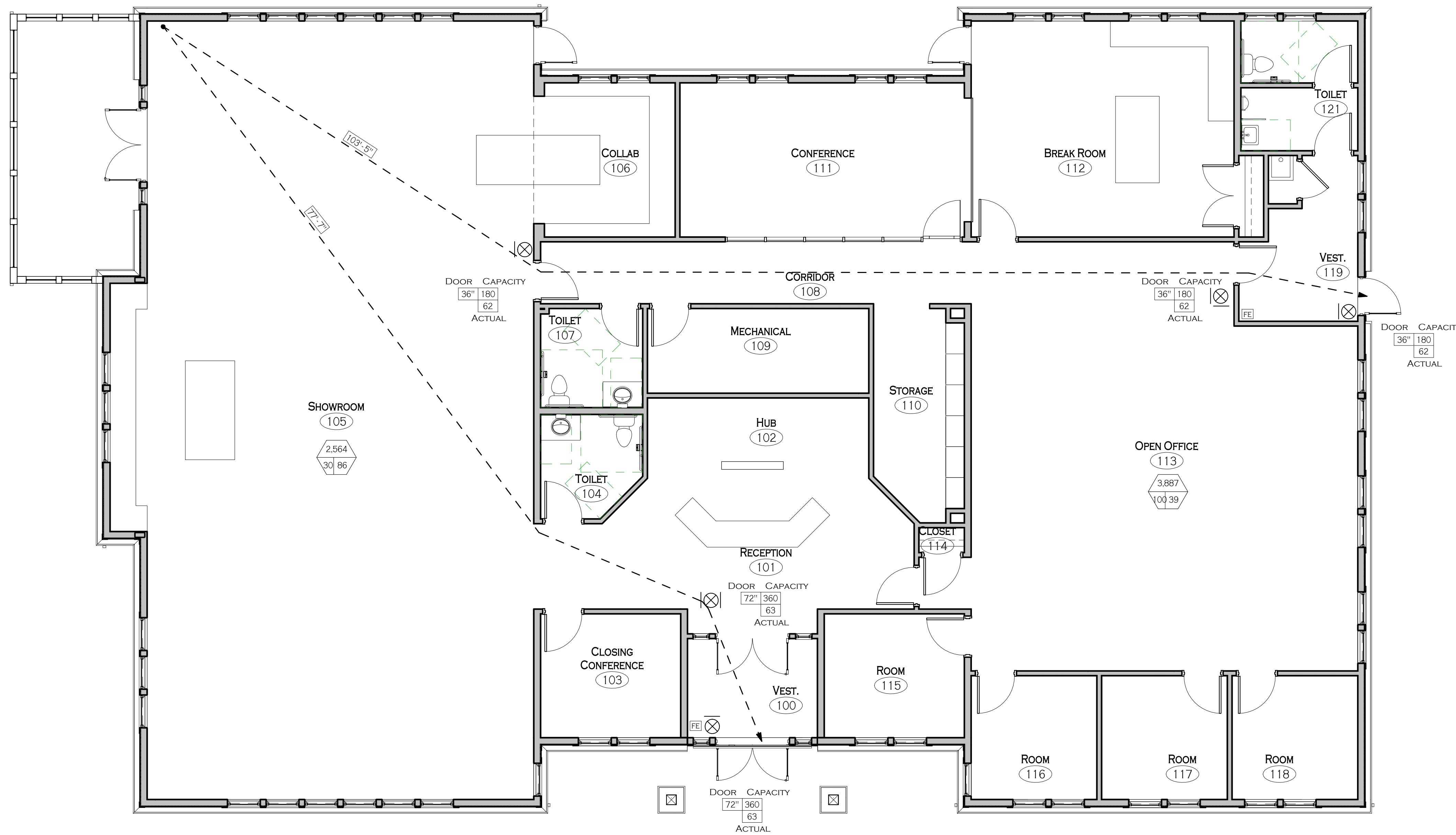
REVISIONS:	No.	Description	Date
------------	-----	-------------	------

PROJECT NAME:
Construction Documents
Cortese Construction
9074 Main Street Clarence, New York

Issued for Construction: 12/19/2019
Drawn By: D. Topolski
Checked By: B. Stevar

DRAWING NAME:
General Notes, Symbols & Drawings Index

DRAWING NO.
G-100
Project No: 19.004



CODE ANALYSIS SYMBOLS LEGEND			
SYMBOLS	MEANING	SYMBOLS	MEANING
DOOR CAPACITY	EXIT CAPACITY ACTUAL OCCUPANTS EGRESS WIDTH	75'-0"	TRAVEL DISTANCE (FT) TO PRIMARY EXITS
STAIR CAPACITY	STAIR CAPACITY ACTUAL OCCUPANTS STAIR WIDTH	⊗	EXIT SIGNS
ROOM/AREA	ROOM/AREA (sqf) OCCUPANCY TYPE OCCUPANCY LOAD	▲	EXIT OR EXIT ACCESS DOOR
---	1/2 HR. FIRE RATED CONSTRUCTION	FE	FIRE EXTINGUISHER CABINETS
⓪	1/3 HR. FIRE RATED DOOR/FRAME	FDH	FIRE DEPT. HOSE CONNECTION
---	1 HR. FIRE RATED CONSTRUCTION	FACP	FIRE ALARM CONTROL PANEL
ⓐ	3/4 HR. FIRE RATED DOOR/FRAME	FARA	FIRE ALARM REMOTE ANNUNCIATOR
---	2 HR. FIRE RATED CONSTRUCTION	MP	MANUAL FIRE ALARM PULL STATION
ⓑ	1 1/2 HR. FIRE RATED DOOR/FRAME	KX	FIRE DEPARTMENT KNOX BOX

LIFE SAFETY | BUILDING CODE SUMMARY

This summary is meant to be used in conjunction with the full Code Review Form Prepared by Carmina Wood Morris, DPC..

Applicable Codes:

- BUILDING CODE OF NEW YORK STATE (BCNYS - 2015)
- ADA - ICC/ANSI A117.1 - 2009 ACCESSIBLE AND USEABLE BUILDINGS AND FACILITIES
- 2013 NFPA LIFE SAFETY CODE (NFPA 101)

Construction Classification:

Building Type VB (Combustible) Non separated mixed use with the following fire resistance ratings:

- Existing Exterior Wall Construction (Masonry) 0-hour
- Structural Frame (Steel Column / Steel Beams) 0-hour
- Floor Construction (Wood Joists / Steel Beams) 0-hour
- Roof Construction (Wood Joists / Beams / Wood Deck) 0-hour

Height and Area Limitations:

- | | |
|----------------------------|-----------------------|
| Allowable Values: | Actual Values: |
| • Max. Building Ht: 40'-0" | • Building Ht: 32'-0" |
| • Max. Stories: 2 | • Stories: 1 |
| • Max. Floor Area: 9,000 | • 6,451 SF |

- SUMMARY OF AREAS:
1st Floor: New Office Space 6,451
- TOTAL AREA: 6,451 s.f.

Use and Occupancy Classification:

B - Business Occupancy | Used for First Floor Business Occupancy
A-3 - Assembly | Used for First Floor Showroom Occupancy

Fire Rated Construction:

N/A

Means of Egress:

- Egress Width, Stairs = 0.3" per Occupant but not less than 36"
Exception #1 : Stairways serving an occupant load of less than 50 shall have a width of not less than 36 inches
- Egress Width, Corridors = 0.2" per Occupant but not less than 36"
- Number of Exits:
FIRST FLOOR: Min. 2 Required, 2 Provided.
- Exit Access:
Common Path of Egress Travel: 75' Max. (B Occ.)
Travel Distance for Exit Access: 200' Max. (B Occ.)
Dead End Corridors: 20' Max.;
Corridor Width: 36" Min.
Exit Access Doors: Provide 2 exits for spaces with occupant loads greater than 50.



Carmina Wood Morris
487 Main Street Suite 500
Buffalo, New York 14203
P 716.842.3165
F 716.816.8143



Signed: 12/19/19
PROFESSIONAL SEAL

REVISIONS:
No. Description
Date

PROJECT NAME:
Construction Documents
Cortese Construction
9074 Main Street Clarence, New York

Issued for Construction: 12/19/2019
Drawn By: D. Topolski
Checked By: B. Stevar

DRAWING NAME:
First Floor Plan -
Code
Compliance

DRAWING NO.

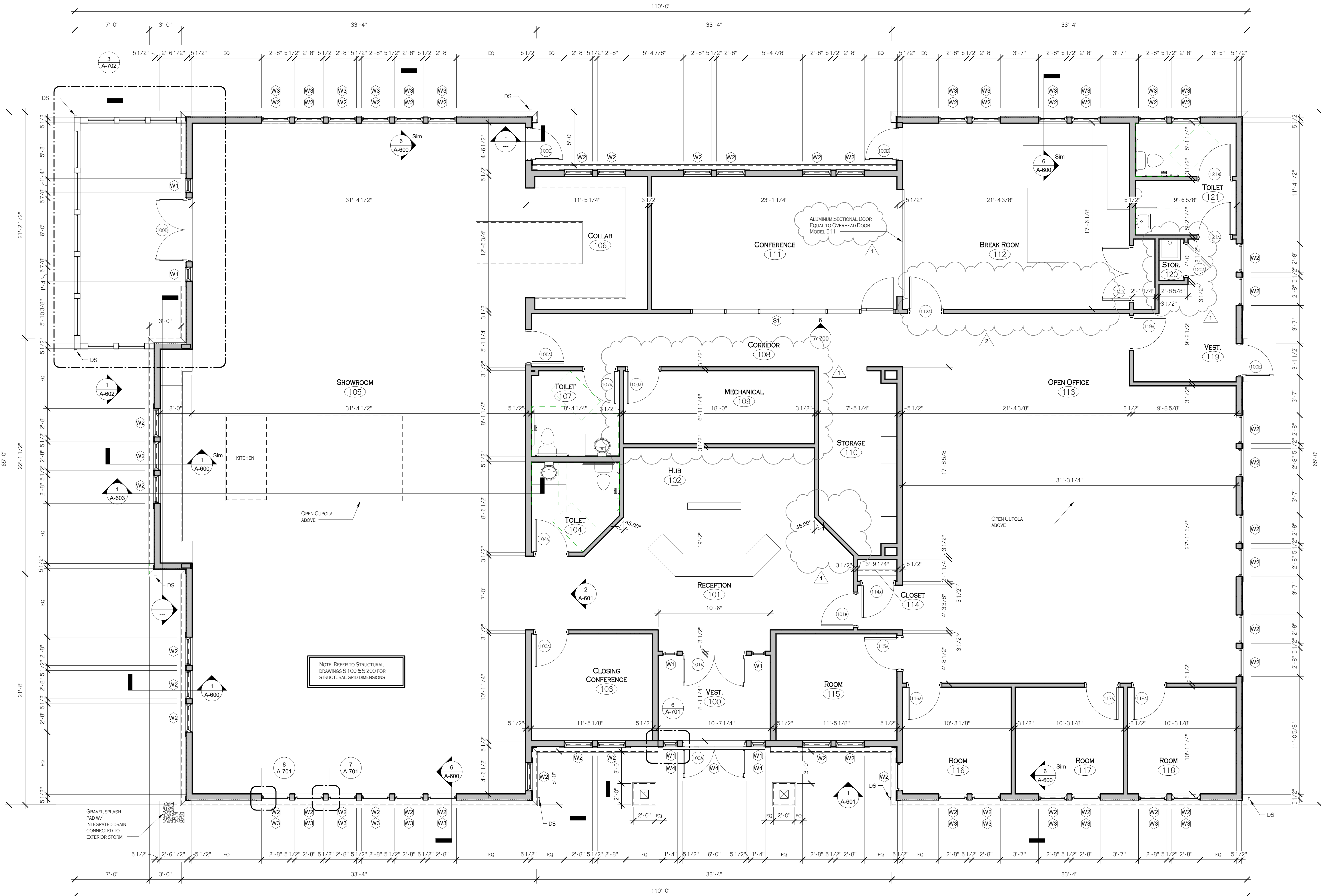
CC-101

Project No: 19.004

2/19/2020 4:14:21 PM

© Carmina Wood Morris DPC

All Rights Reserved. Reuse of these documents without the expressed written permission of Carmina Wood Morris, DPC is prohibited. WARNING: It is a violation of article 145 of the laws of the State of New York, Education Law, for any person, unless acting under the direction of a registered architect, licensed engineer or land surveyor to sign the drawing. If signed by an architect, engineer or land surveyor, the date the drawing is signed shall be the date the drawing is signed.



1 FIRST FLOOR PLAN
 A-101 1/4" = 1'-0"



**Carmina
Wood
Morris**

487 Main Street Suite 500
 Buffalo, New York 14203
 P 716.842.3165
 F 716.816.8143



Signed: 12/19/19
 PROFESSIONAL SEAL

REVISIONS:

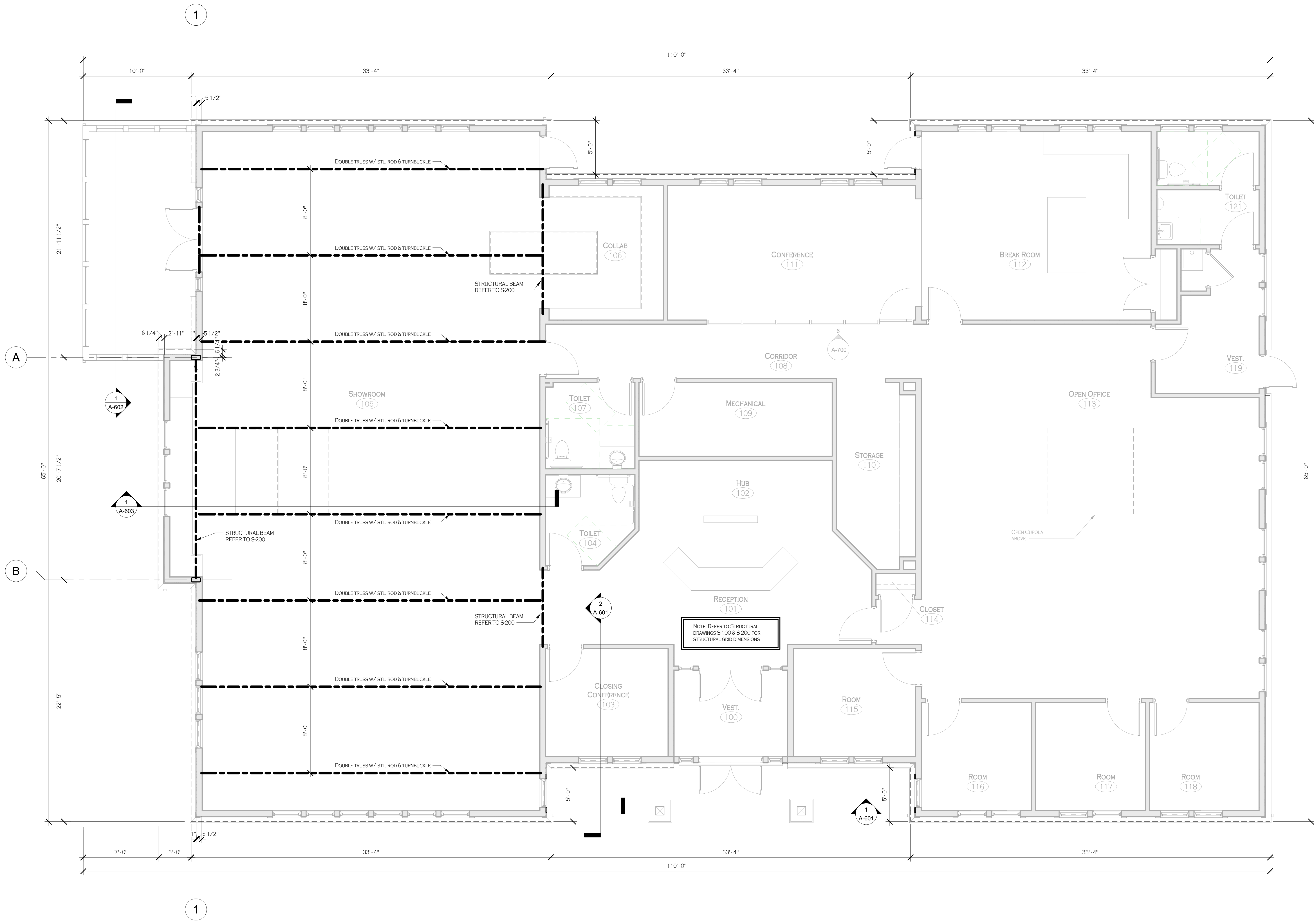
No.	Description	Date
1	Owner Requested Changes	02.04.2020
2	Owner Requested Changes	02.19.2020

PROJECT NAME:
Construction Documents
Cortese Construction
 9074 Main Street Clarence, New York

Issued for Construction: 12/19/2019
 Drawn By: D. Topolski
 Checked By: B. Stevar

DRAWING NAME:
First Floor Plan

DRAWING NO.
A-101
 Project No: 19.004



1 FIRST FLOOR PLAN - STRUCTURAL GRID
 A-102 1/4" = 1'-0"



Signed: 12/19/19
 PROFESSIONAL SEAL

REVISIONS:	No.	Description	Date

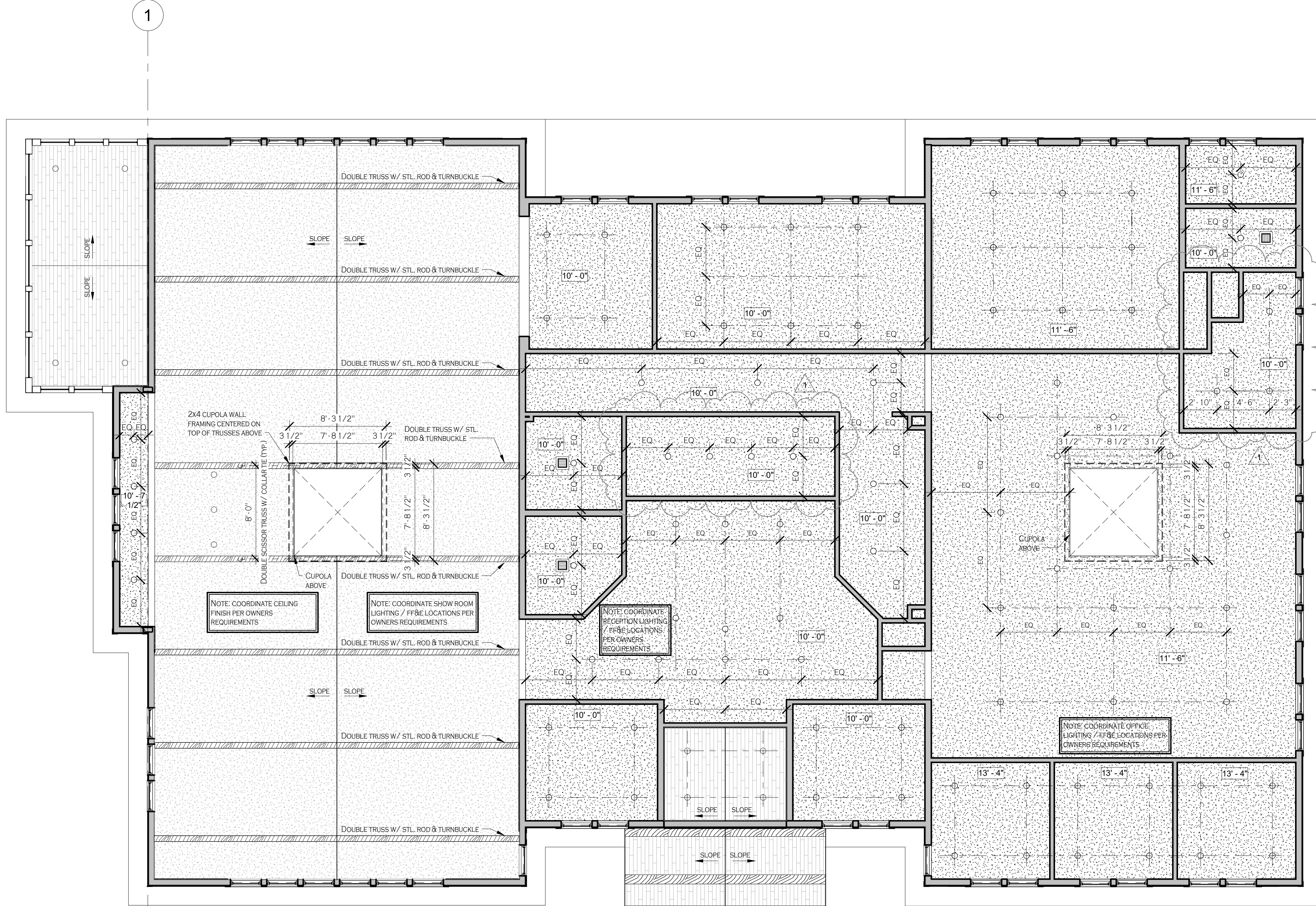
PROJECT NAME:
 Construction Documents
Cortese Construction
 9074 Main Street Clarence, New York

Issued for Construction: 12/19/2019
 Drawn By: D. Topolski
 Checked By: B. Stevar

DRAWING NAME:
 First Floor Plan -
 Structural Grid

DRAWING NO.
A-102
 Project No: 19.004

1 FIRST FLOOR PLAN (RCP)
A-301 3/16" = 1'0"



CEILING PLAN NOTES

1. ALL CEILINGS SHALL BE INSTALLED AT HEIGHT ABOVE FINISH FLOOR AS INDICATED ON REFLECTED CEILING PLANS.
2. DO NOT BEGIN INSTALLATION OF CEILING MATERIALS UNTIL ALL OVERHEAD WORK INCLUDING, BUT NOT LIMITED TO, MECHANICAL, ELECTRICAL AND FIRE PROTECTION SYSTEM INSTALLATIONS ARE COMPLETED, TESTED AND APPROVED.
3. VERIFY CEILING LAYOUTS BY ACTUAL FIELD DIMENSIONS PRIOR TO INSTALLATION. VERIFY ACTUAL LOCATION OF PENETRATING ITEMS IN FIELD.
4. SUPPORT SYSTEM INDEPENDENT OF WALLS, COLUMNS, DUCTS, PIPES, AND CONDUIT. MAINTAIN FACE PLANE WITH ADJACENT MEMBERS WHEN SPLICING CARRYING TEES.
5. USE PROPERLY PLACED AND SUSPENDED LOAD CARRYING FRAME CHANNELS TO MAINTAIN HANGER SPACING AND VERTICAL POSITION WHEN INTERRUPTED BY MECHANICAL AND ELECTRICAL EQUIPMENT AND OTHER HORIZONTALLY RUN EQUIPMENT.
6. COORDINATE WITH OTHER WORK SUPPORTED BY OR PENETRATING CEILING SYSTEMS, MECHANICAL AND ELECTRICAL WORK AND PARTITION SYSTEMS, INCLUDING, BUT NOT LIMITED TO, RETURN AND SUPPLY AIR DIFFUSERS, LIGHT FIXTURES, EMERGENCY LIGHTING, EXIT SIGNS, FIRE DETECTION SYSTEMS, FIRE SUPPRESSION SYSTEMS, AUDIO AND VIDEO SYSTEMS.



Carmina Wood Morris
487 Main Street Suite 500
Buffalo, New York 14203
P 716.842.3165
F 716.816.8143



Signed: 12/19/19
PROFESSIONAL SEAL

REVISIONS:	No.	Description	Date
	1	Owner Requested Changes	02.04.2020

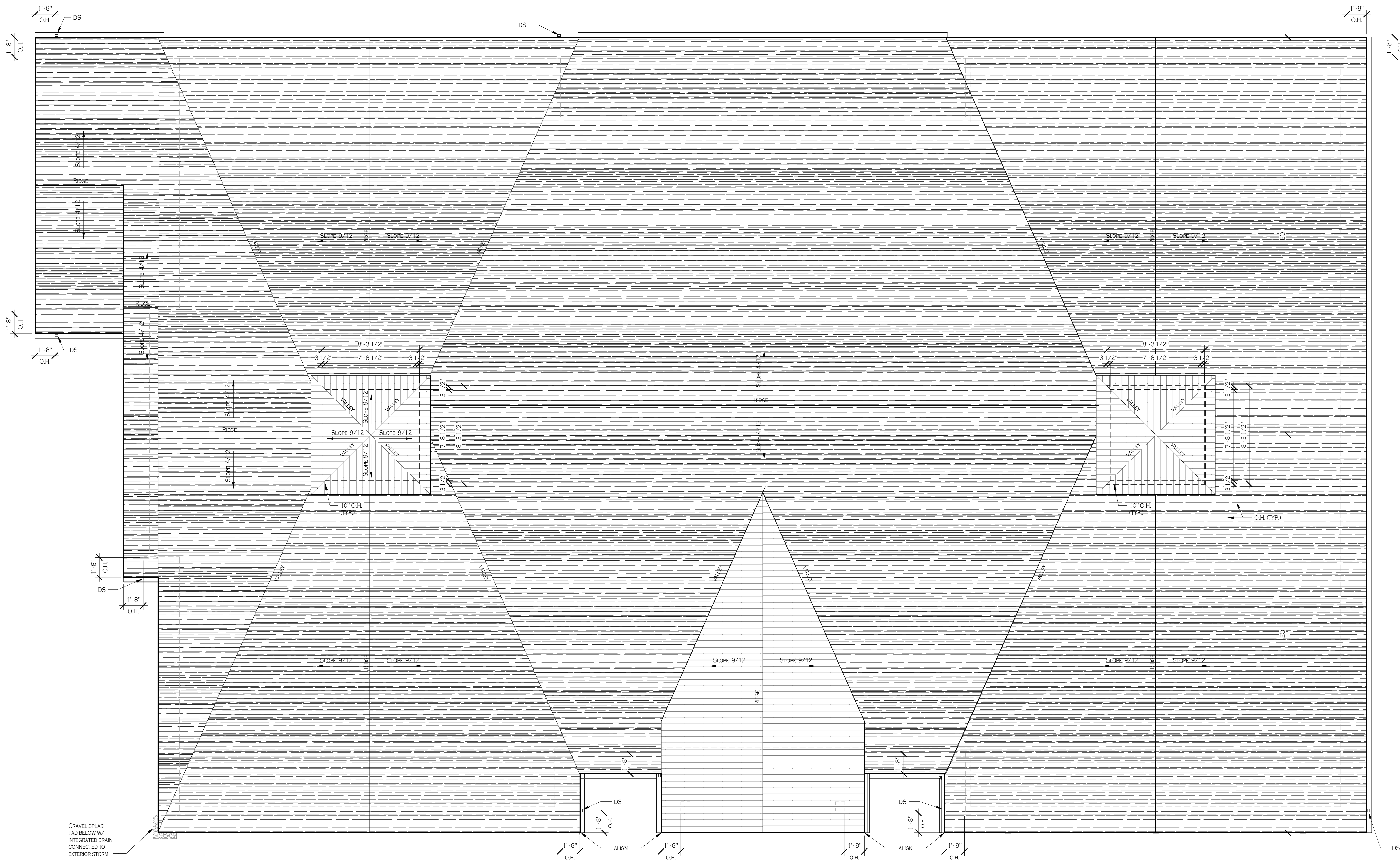
PROJECT NAME:
Construction Documents
Cortese Construction
9074 Main Street Clarence, New York

Issued for Construction: 12/19/2019
Drawn By: D. Topolski
Checked By: B. Stevar

DRAWING NAME:
First Floor Plan (RCP)

DRAWING NO.
A-301

Project No: 19.004



1 T.O. RIDGE
 A-401 1/4" = 1'-0"

Carmina Wood Morris
 487 Main Street Suite 500
 Buffalo, New York 14203
 P 716.842.3165
 F 716.816.8143

REGISTERED ARCHITECT
 STATE OF NEW YORK
 042332

Signed: 12/19/19
 PROFESSIONAL SEAL

REVISIONS:

No.	Description	Date

PROJECT NAME:
 Construction Documents
Cortese Construction
 9074 Main Street Clarence, New York

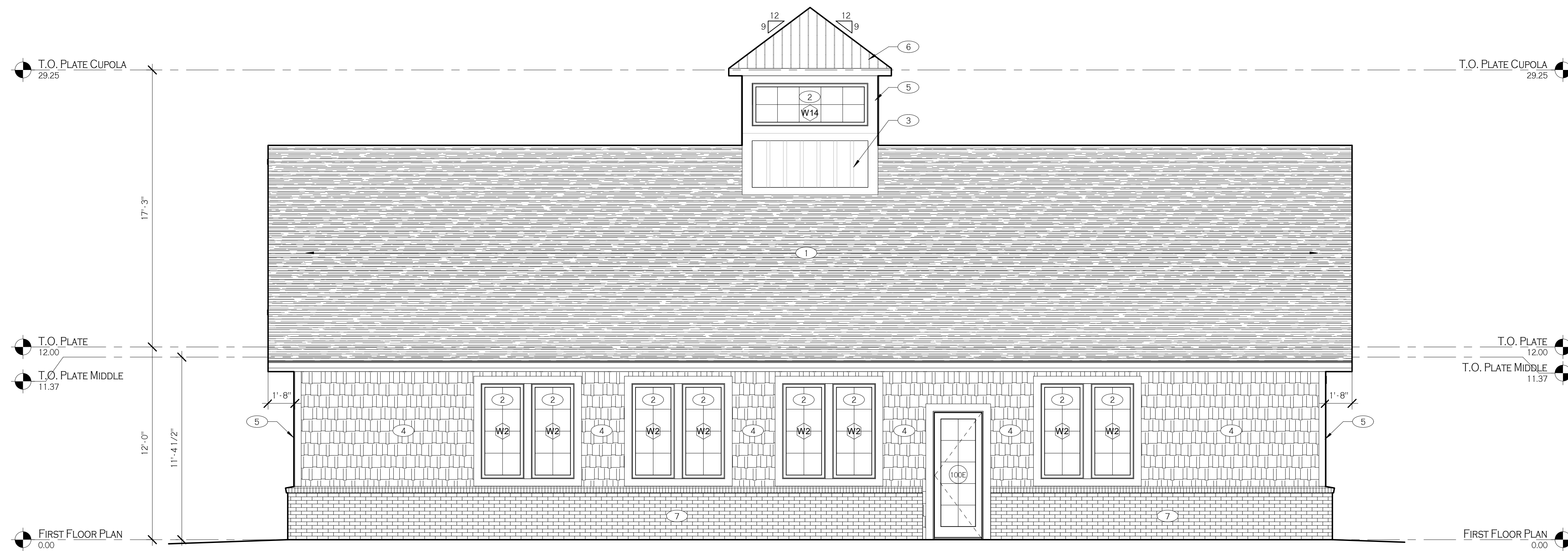
Issued for Construction: 12/19/2019
 Drawn By: D. Topolski
 Checked By: B. Stevar

DRAWING NAME:
Roof Plan

DRAWING NO.
A-401
 Project No: 19.004

All Rights Reserved. Reuse of these documents without the expressed written permission of Carmina Wood Morris, DPC is prohibited. WARNING: It is a violation of article 145 of the New York State Education Law for any person, unless acting under the direction of a registered architect, licensed engineer or land surveyor to sign the drawing. If altered, shall be signed, dated and registered by the original author.

© Carmina Wood Morris DPC



1 SOUTH
A-501 1/4" = 1'-0"

EXTERIOR FINISH SCHEDULE				
CALLOUT	PATTERN	MATERIALS	DESCRIPTION	LOCATION
①		ASPHALT SHINGLES	TAMKO GAF CERTAINTED TEXTURE: TBD COLOR: SELECTED BY OWNER	SELECTED LOCATIONS
②		GLASS	GLAZING: AS SPECIFIED TEXTURE: SMOOTH COLOR: AS SPECIFIED	SELECTED LOCATIONS
③		EXTERIOR PORTFOLIO CRANEBOARD BOARD AND BATTEN	VERTICAL SIDING BOARD AND BATTEN PAINTED PVS OR APPROVED EQUAL TEXTURE: SMOOTH COLOR: SELECTED BY OWNER	SELECTED LOCATIONS
④		EXTERIOR PORTFOLIO PORTSMOUTH POLYMER CEDAR SAWMILL SHINGLES	HORIZONTAL CEDAR PAINTED POLYMER CEDAR OR APPROVED EQUAL TEXTURE: SAWMILL SHINGLES COLOR: SELECTED BY OWNER	SELECTED LOCATIONS
⑤		VERSATEX PAINTED PVC TRIM BOARDS	PVC PAINTED TRIM BOARDS MANUF: VERSATEX COLOR: SELECTED BY OWNER	SELECTED LOCATIONS
⑥		ALL METAL WORKS STANDING SEAM ROOF	ROOFING MANUF: AMW COLOR: SELECTED BY OWNER	SELECTED LOCATIONS
⑦		STANDARD BRICK W/ CONTIN. BRICK SILL	BRICK MANUF: TBD COLOR: SELECTED BY OWNER	SELECTED LOCATIONS

NOTES:

- IMPORTANT!** BEFORE FINAL ORDERING OF MATERIALS, COORDINATE COLOR SCHEMES WITH ARCHITECT VIA USE OF EXTERIOR ELEVATIONS IN COLOR.
- REFER TO WRITTEN SPECIFICATIONS FOR FURTHER REQUIREMENTS FOR EACH EXTERIOR FINISH LISTED ABOVE, INCLUDING FINISHES FOR DOORS AND WINDOWS.
- ALL ADJACENT COPINGS, FLASHINGS AND TRIM SHALL MATCH MAIN FIELD COLOR AREA MATERIAL (U.N.O), FINAL SELECTION SHALL BE BY ARCHITECT FROM PHYSICAL SAMPLES OF METAL FLASHINGS AND TRIM.
- ALL MATERIALS ON EXTERIOR FINISH SCHEDULE SHALL BE SELECTED FROM MANUFACTURER'S FULL RANGE OF COLORS UNLESS OTHERWISE NOTED ABOVE.
- ALL ITEMS MOUNTED IN MASONRY VENEER SHALL RECEIVE THE PROPER PREMANUFACTURED TRIM STONE OR PRECAST CONCRETE (FOR ITEMS INCLUDING BUT NOT LIMITED TO LIGHT FIXTURES, ELECTRICAL OUTLETS, PLUMBING FIXTURES, ETC.) SOME ITEMS MAY NOT REQUIRE TRIM STONES IF BOXES ARE CONCEALED BEHIND FIXTURES AND FIXTURES SIT PLUMB AND LEVEL AGAINST MASONRY. COORDINATE ITEMS IN QUESTION WITH THE ARCHITECT.
- ALL EXTERIOR DISSIMILAR MATERIALS SHALL BE CAULKED WEATHER TIGHT WITH SILICONE CAULK, COLOR TO MATCH ADJACENT MATERIALS. CONTRACTOR SHALL COORDINATE ALL COLORS SELECTION OF CAULK TO BE USED ON THE JOB WITH THE ARCHITECT USING ELEVATIONS FOR LOCATION AND APPLICATION.



**Carmina
Wood
Morris**
487 Main Street Suite 500
Buffalo, New York 14203
P 716.842.3165
F 716.816.8143



Signed: 12/19/19
PROFESSIONAL SEAL

REVISIONS:
No. Description Date

PROJECT NAME:
Construction Documents
Cortese Construction
9074 Main Street Clarence, New York

Issued for Construction: 12/19/2019
Drawn By: D. Topolski
Checked By: B. Stevar

DRAWING NAME:
South Elevation

DRAWING NO.
A-501

Project No: 19.004

All Rights Reserved. Reuse of these documents without the expressed written permission of Carmina Wood Morris, DPC is prohibited. WARNING it is a violation of article 145 of the New York State Education Law for any person, unless acting under the direction of a registered architect, licensed engineer or land surveyor to sign the drawing. If altered, shall be on the seal, signature, the date the location, Address By, and a specific description of the alteration.

© Carmina Wood Morris DPC

2/19/2020 4:14:43 PM



1 EAST
A-502 1/4" = 1'-0"

EXTERIOR FINISH SCHEDULE				
CALLOUT	PATTERN	MATERIALS	DESCRIPTION	LOCATION
①		ASPHALT SHINGLES	TAMKO GAF CERTAINTED TEXTURE: TBD COLOR: SELECTED BY OWNER	SELECTED LOCATIONS
②		GLASS	GLAZING: AS SPECIFIED TEXTURE: SMOOTH COLOR: AS SPECIFIED	SELECTED LOCATIONS
③		EXTERIOR PORTFOLIO CRANEBOARD BOARD AND BATTEN	VERTICAL SIDING BOARD AND BATTEN PAINTED PVS OR APPROVED EQUAL TEXTURE: SMOOTH COLOR: SELECTED BY OWNER	SELECTED LOCATIONS
④		EXTERIOR PORTFOLIO PORTSMOUTH POLYMER CEDAR SAWMILL SHINGLES	HORIZONTAL CEDAR PAINTED POLYMER CEDAR OR APPROVED EQUAL TEXTURE: SAWMILL SHINGLES COLOR: SELECTED BY OWNER	SELECTED LOCATIONS
⑤		VERSATEX PAINTED PVC TRIM BOARDS	PVC PAINTED TRIM BOARDS MANUF: VERSATEX COLOR: SELECTED BY OWNER	SELECTED LOCATIONS
⑥		ALL METAL WORKS STANDING SEAM ROOF	ROOFING MANUF: AMW COLOR: SELECTED BY OWNER	SELECTED LOCATIONS
⑦		STANDARD BRICK W/ CONTIN. BRICK SILL	BRICK MANUF: TBD COLOR: SELECTED BY OWNER	SELECTED LOCATIONS

NOTES:

- IMPORTANT!** BEFORE FINAL ORDERING OF MATERIALS, COORDINATE COLOR SCHEMES WITH ARCHITECT VIA USE OF EXTERIOR ELEVATIONS IN COLOR!
- REFER TO WRITTEN SPECIFICATIONS FOR FUTHER REQUIREMENTS FOR EACH EXTERIOR FINISH LISTED ABOVE, INCLUDING FINISHES FOR DOORS AND WINDOWS.
- ALL ADJACENT COPINGS, FLASHINGS AND TRIM SHALL MATCH MAIN FIELD COLOR AREA MATERIAL (U.N.O). FINAL SELECTION SHALL BE BY ARCHITECT FROM PHYSICAL SAMPLES OF METAL FLASHINGS AND TRIM.
- ALL MATERIALS ON EXTERIOR FINISH SHCHEDULE SHALL BE SELECTED FROM MANUFACTURER'S FULL RANGE OF COLORS UNLESS OTHERWISE NOTED ABOVE.
- ALL ITEMS MOUNTED IN MASONRY VENEER SHALL RECEIVE THE PROPER PRE-MANUFACTURED TRIM STONE OR PRECAST CONCRETE (FOR ITEMS INCLUDING BUT NOT LIMITED TO LIGHT FIXTURES, ELECTRICAL OUTLETS, PLUMBING FIXTURES, ETC.) SOME ITEMS MAY NOT REQUIRE TRIM STONES IF BOXES ARE CONCEALED BEHIND FIXTURES AND FIXTURES SIT PLUMB AND LEVEL AGAINST MASONRY. COORDINATE ITEMS IN QUESTION WITH THE ARCHITECT.
- ALL EXTERIOR DIS-SIMILAR MATERIALS SHALL BE CAULKED WEATHER TIGHT WITH SILICONE CAULK, COLOR TO MATCH ADJACENT MATERIALS. CONTRACTOR SHALL COORDINATE ALL COLORS SELECTION OF CAULK TO BE USED ON THE JOB WITH THE ARCHITECT USING ELEVATIONS FOR LOCATION AND APPLICATION.



**Carmina
Wood
Morris**
487 Main Street Suite 500
Buffalo, New York 14203
P 716.842.3145
F 716.816.8143



Signed: 12/19/19
PROFESSIONAL SEAL

REVISIONS:
No. Description Date

PROJECT NAME:
Construction Documents
Cortese Construction
9074 Main Street Clarence, New York

Issued for Construction: 12/19/2019
Drawn By: D. Topolski
Checked By: B. Stevar

DRAWING NAME:
East Elevation

DRAWING NO.
A-502

Project No: 19.004

All Rights Reserved. Reuse of these documents without the expressed written permission of Carmina Wood Morris, DPC is prohibited. WARNING it is a violation of article 145 sections 205(a) and 201 of the New York State Education Law for any person, unless acting under the direction of a registered architect, licensed engineer or land surveyor to sign the drawing. © Carmina Wood Morris, DPC, P.C. All rights reserved. No part of this drawing, its data or information, shall be reproduced, stored in a retrieval system, or transmitted in any form or by any means, electronic, mechanical, photocopying, recording, or by any information storage and retrieval system, without the prior written permission of Carmina Wood Morris, DPC.

© Carmina Wood Morris DPC



1 WEST
A-503 1/4" = 1'-0"

EXTERIOR FINISH SCHEDULE				
CALLOUT	PATTERN	MATERIALS	DESCRIPTION	LOCATION
①	[Pattern]	ASPHALT SHINGLES	TAMKO GAF CERTAINTEE TEXTURE: TBD COLOR: SELECTED BY OWNER	SELECTED LOCATIONS
②	[Pattern]	GLASS	GLAZING: AS SPECIFIED TEXTURE: SMOOTH COLOR: AS SPECIFIED	SELECTED LOCATIONS
③	[Pattern]	EXTERIOR PORTFOLIO CRANEBOARD BOARD AND BATTEN	VERTICAL SIDING BOARD AND BATTEN PAINTED PVS OR APPROVED EQUAL TEXTURE: SMOOTH COLOR: SELECTED BY OWNER	SELECTED LOCATIONS
④	[Pattern]	EXTERIOR PORTFOLIO PORTSMOUTH POLYMER CEDAR SAWMILL SHINGLES	HORIZONTAL CEDAR PAINTED POLYMER CEDAR OR APPROVED EQUAL TEXTURE: SAWMILL SHINGLES COLOR: SELECTED BY OWNER	SELECTED LOCATIONS
⑤	[Pattern]	VERSATEX PAINTED PVC TRIM BOARDS	PVC PAINTED TRIM BOARDS MANUF: VERSATEX COLOR: SELECTED BY OWNER	SELECTED LOCATIONS
⑥	[Pattern]	ALL METAL WORKS STANDING SEAM ROOF	ROOFING MANUF: AMW COLOR: SELECTED BY OWNER	SELECTED LOCATIONS
⑦	[Pattern]	STANDARD BRICK W/ CONTIN. BRICK SILL	BRICK MANUF: TBD COLOR: SELECTED BY OWNER	SELECTED LOCATIONS

NOTES:

- IMPORTANT!** BEFORE FINAL ORDERING OF MATERIALS, COORDINATE COLOR SCHEMES WITH ARCHITECT VIA USE OF EXTERIOR ELEVATIONS IN COLOR!
- REFER TO WRITTEN SPECIFICATIONS FOR FURTHER REQUIREMENTS FOR EACH EXTERIOR FINISH LISTED ABOVE, INCLUDING FINISHES FOR DOORS AND WINDOWS.
- ALL ADJACENT COPINGS, FLASHINGS AND TRIM SHALL MATCH MAIN FIELD COLOR AREA MATERIAL (U.N.O). FINAL SELECTION SHALL BE BY ARCHITECT FROM PHYSICAL SAMPLES OF METAL FLASHINGS AND TRIM.
- ALL MATERIALS ON EXTERIOR FINISH SCHEDULE SHALL BE SELECTED FROM MANUFACTURER'S FULL RANGE OF COLORS UNLESS OTHERWISE NOTED ABOVE.
- ALL ITEMS MOUNTED IN MASONRY VENEER SHALL RECEIVE THE PROPER PRE-MANUFACTURED TRIM STONE OR PRECAST CONCRETE (FOR ITEMS INCLUDING BUT NOT LIMITED TO LIGHT FIXTURES, ELECTRICAL OUTLETS, PLUMBING FIXTURES, ETC.) SOME ITEMS MAY NOT REQUIRE TRIM STONES IF BOXES ARE CONCEALED BEHIND FIXTURES AND FIXTURES SIT PLUMB AND LEVEL AGAINST MASONRY. COORDINATE ITEMS IN QUESTION WITH THE ARCHITECT.
- ALL EXTERIOR DIS-SIMILAR MATERIALS SHALL BE CAULKED WEATHER TIGHT WITH SILICONE CAULK, COLOR TO MATCH ADJACENT MATERIALS. CONTRACTOR SHALL COORDINATE ALL COLORS SELECTION OF CAULK TO USED ON THE JOB WITH THE ARCHITECT USING ELEVATIONS FOR LOCATION AND APPLICATION.



**Carmina
Wood
Morris**
487 Main Street Suite 500
Buffalo, New York 14203
P 716.842.3165
F 716.816.8143



Signed: 12/19/19
PROFESSIONAL SEAL

REVISIONS:
No. Description Date

PROJECT NAME:
Construction Documents
Cortese Construction
9074 Main Street Clarence, New York

Issued for Construction: 12/19/2019
Drawn By: D. Topolski
Checked By: B. Stevar

DRAWING NAME:
West Elevation

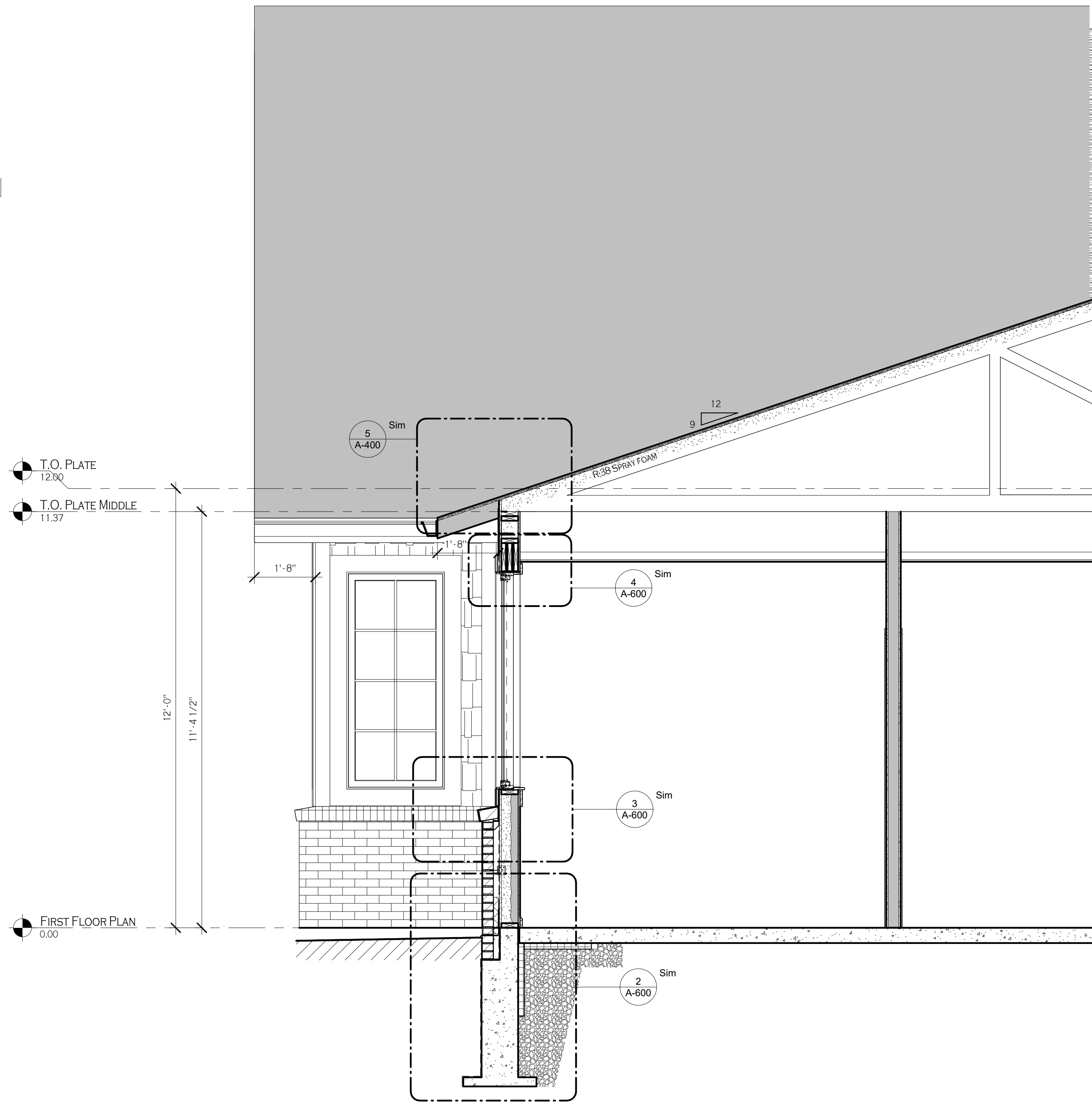
DRAWING NO.
A-503

Project No: 19.004

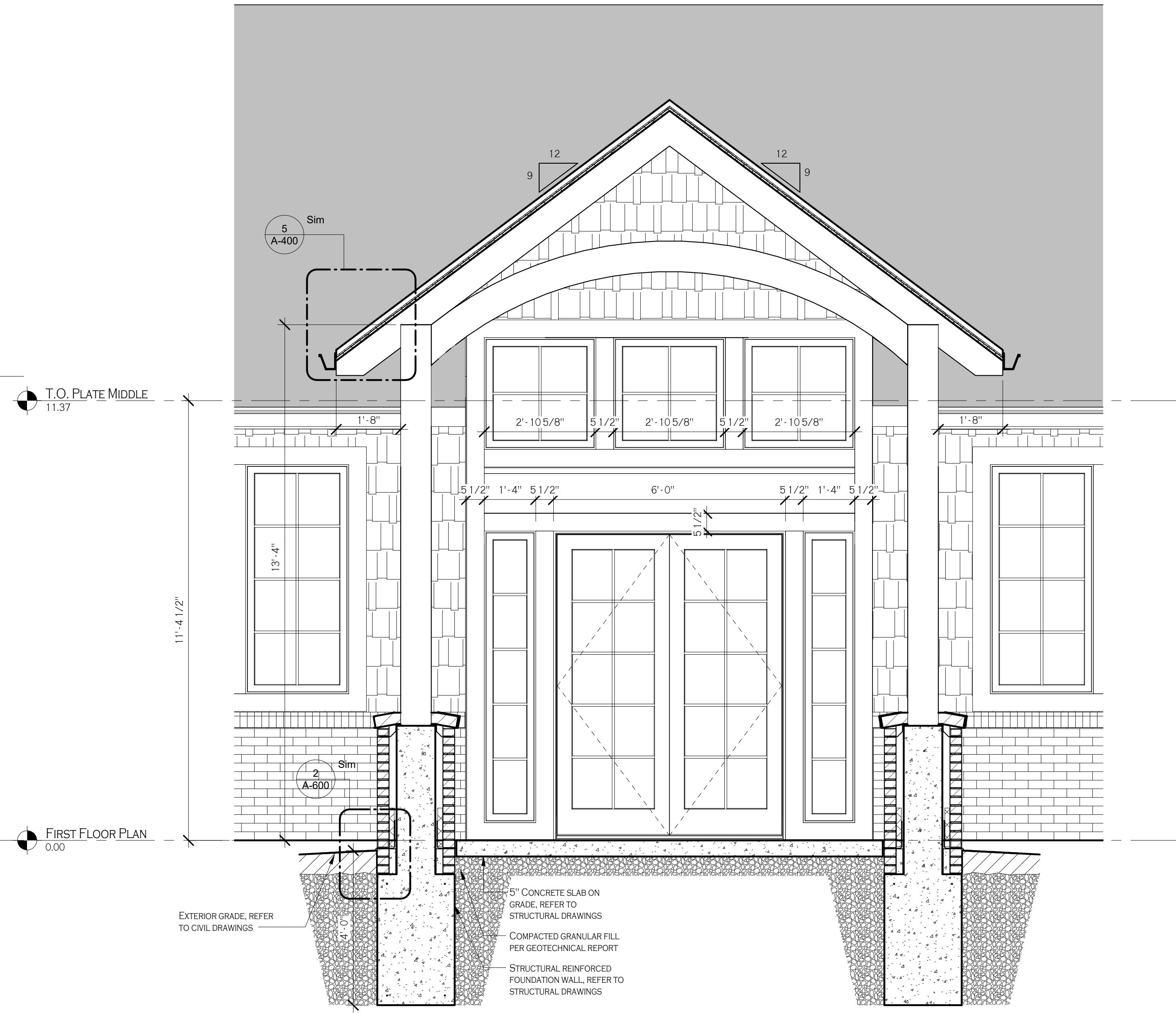
2/19/2020 4:14:47 PM

All Rights Reserved. Reuse of these documents without the expressed written permission of Carmina Wood Morris, DPC is prohibited. WARNING It is a violation of article 145 sections 205(a) and 206(1) of the New York State Education Law for any person, unless acting under the direction of a registered architect, licensed engineer or land surveyor to sign the drawing. If signed by an E.P., E.S. or L.S. shall attach to or be with, signature, the date the location, Address, BY, and a specific description of the alteration.

© Carmina Wood Morris DPC



2 WALL SECTION - MIDDLE WALL
A-601 1/2" = 1'-0"



1 WALL SECTION - FRONT ENTRY
A-601 1/2" = 1'-0"



**Carmina
Wood
Morris**
487 Main Street Suite 500
Buffalo, New York 14203
P 716.842.3165
F 716.816.8143



Signed: 12/19/19
PROFESSIONAL SEAL

REVISIONS:	No.	Description	Date

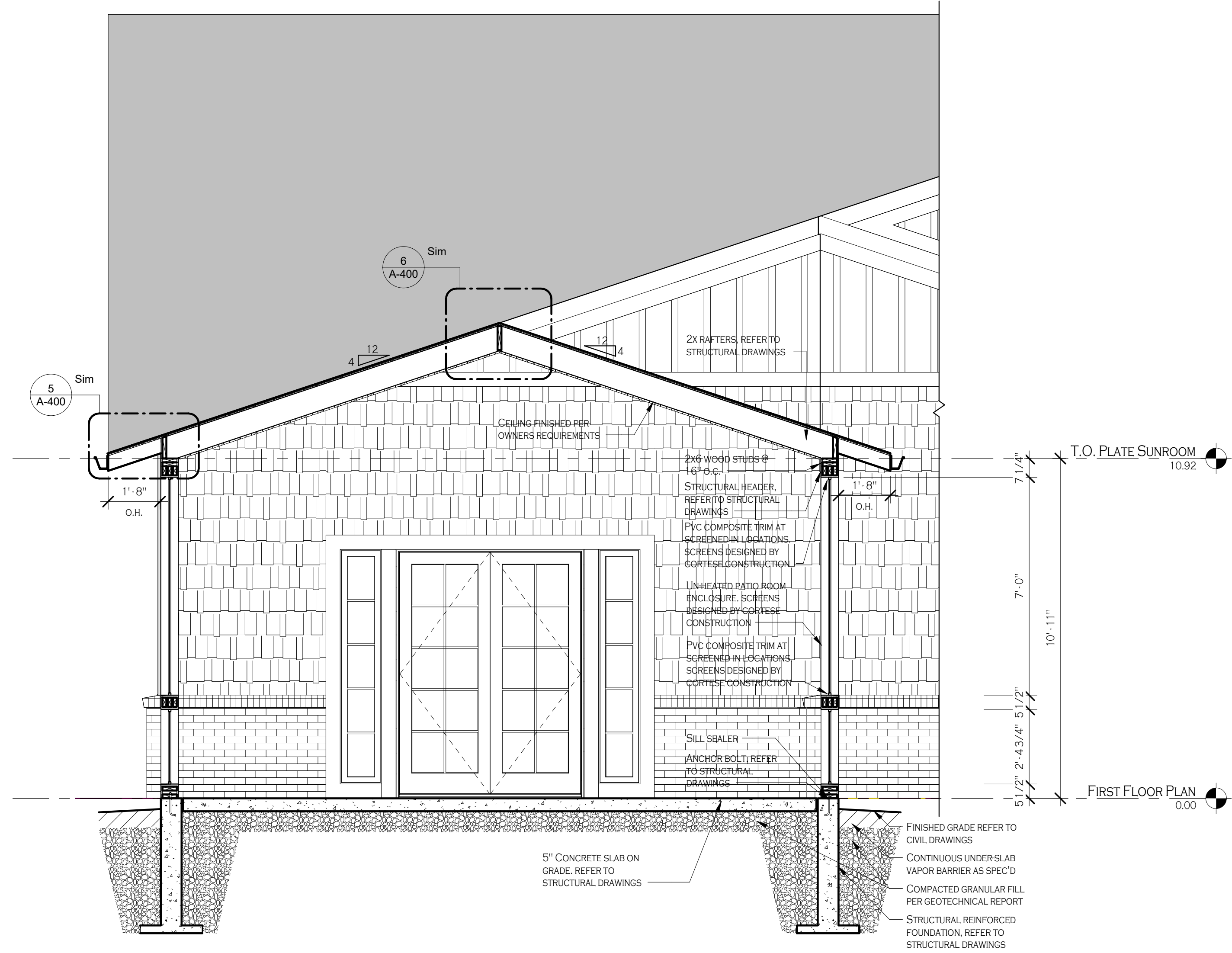
PROJECT NAME:
Construction Documents
Cortese Construction
9074 Main Street Clarence, New York

Issued for Construction: 12/19/2019
Drawn By: D. Topolski
Checked By: B. Stevar

DRAWING NAME:
Wall Sections & Details

DRAWING NO.
A-601

Project No: 19.004



1 BUILDING SECTION - SUNROOM
A-602 3/8" = 1'-0"



**Carmina
Wood
Morris**

487 Main Street Suite 500
Buffalo, New York 14203
P 716.842.3165
F 716.816.8143



Signed: 12/19/19
PROFESSIONAL SEAL

REVISIONS:

No.	Description	Date

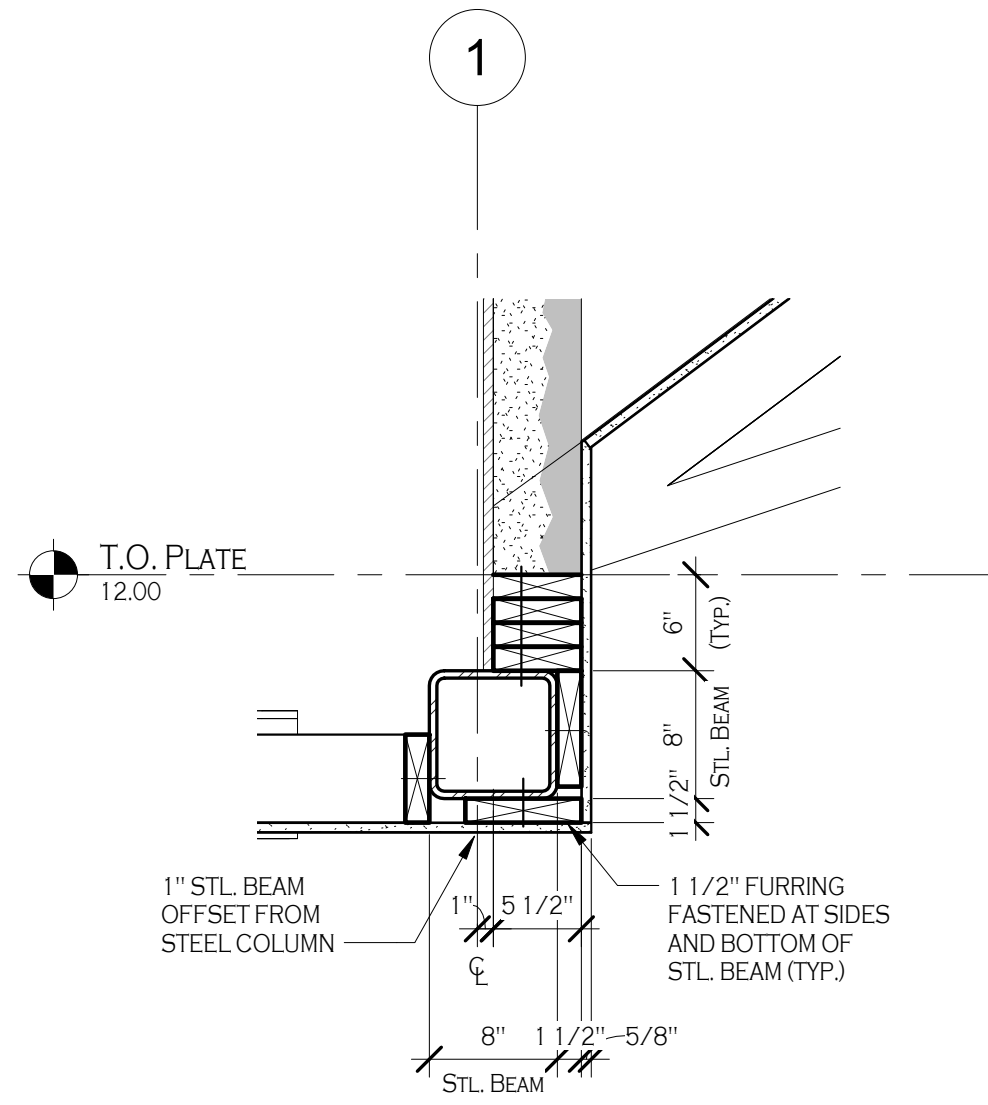
PROJECT NAME:
Construction Documents
Cortese Construction
 9074 Main Street Clarence, New York

Issued for Construction: 12/19/2019
 Drawn By: D. Topolski
 Checked By: B. Stevar

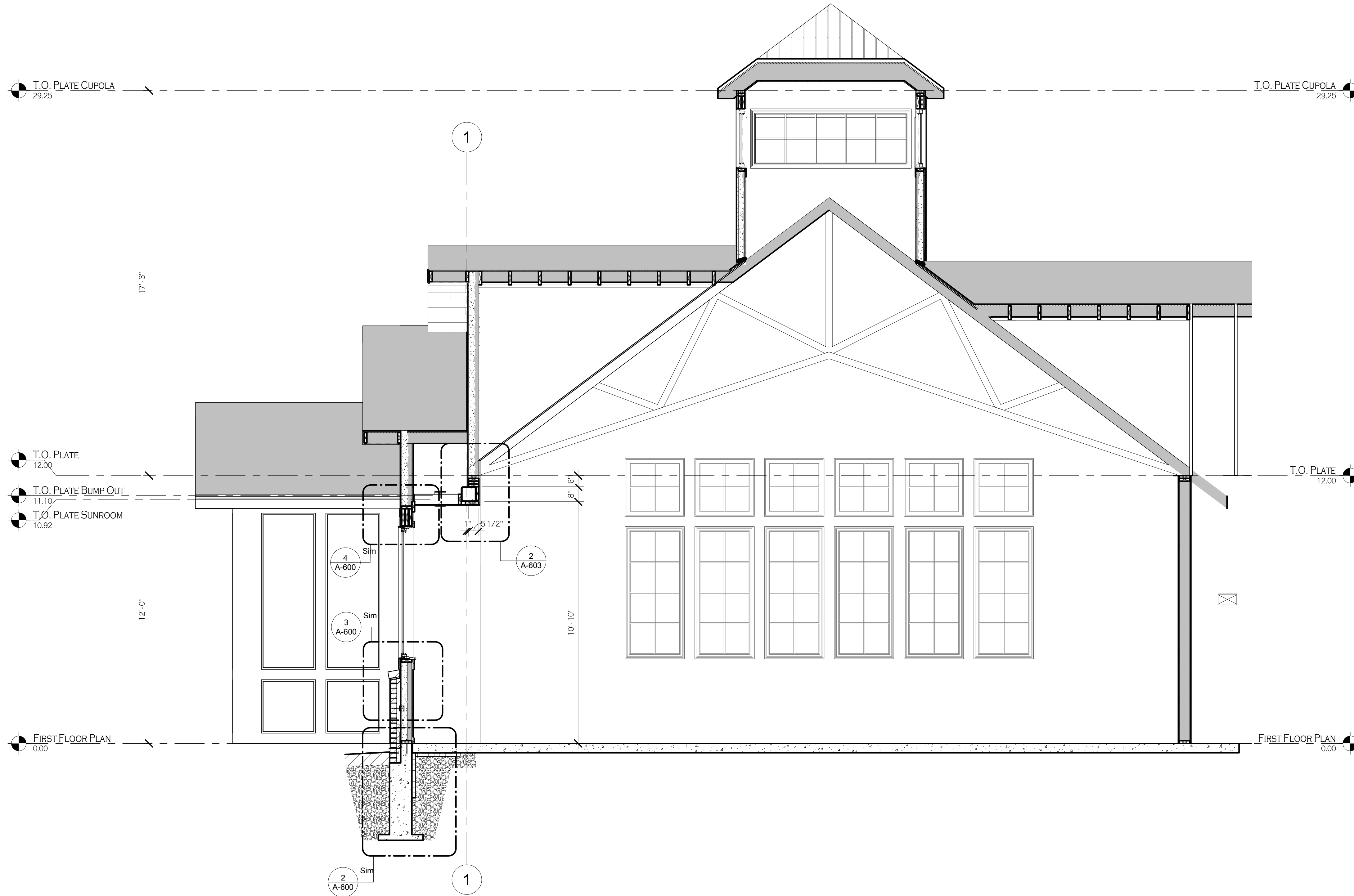
DRAWING NAME:
Building Section
- Sunroom

DRAWING NO.
A-602

Project No: 19.004



2 DETAIL 7
A-603 1" = 1'-0"



1 BUILDING SECTION - SHOWROOM
A-603 3/8" = 1'-0"

REVISIONS:	No.	Description	Date

PROJECT NAME:
 Construction Documents
Cortese Construction
 9074 Main Street Clarence, New York

Issued for Construction: 12/19/2019
 Drawn By: D. Topolski
 Checked By: B. Stevar

DRAWING NAME:
 Building Section
 - Showroom &
 Details

DRAWING NO.
A-603

Project No: 19.004

All Rights Reserved. Reuse of these documents without the expressed written permission of Carmina Wood Morris, DPC is prohibited. WARNING: It is a violation of article 145 of the New York State Education Law for any person, unless acting under the direction of a registered architect, licensed engineer or land surveyor to sign the drawings. Carmina Wood Morris, DPC, 97 E. 11th Street, New York, NY 10003. Tel: 212.691.1111. Fax: 212.691.1112. www.carminawoodmorris.com

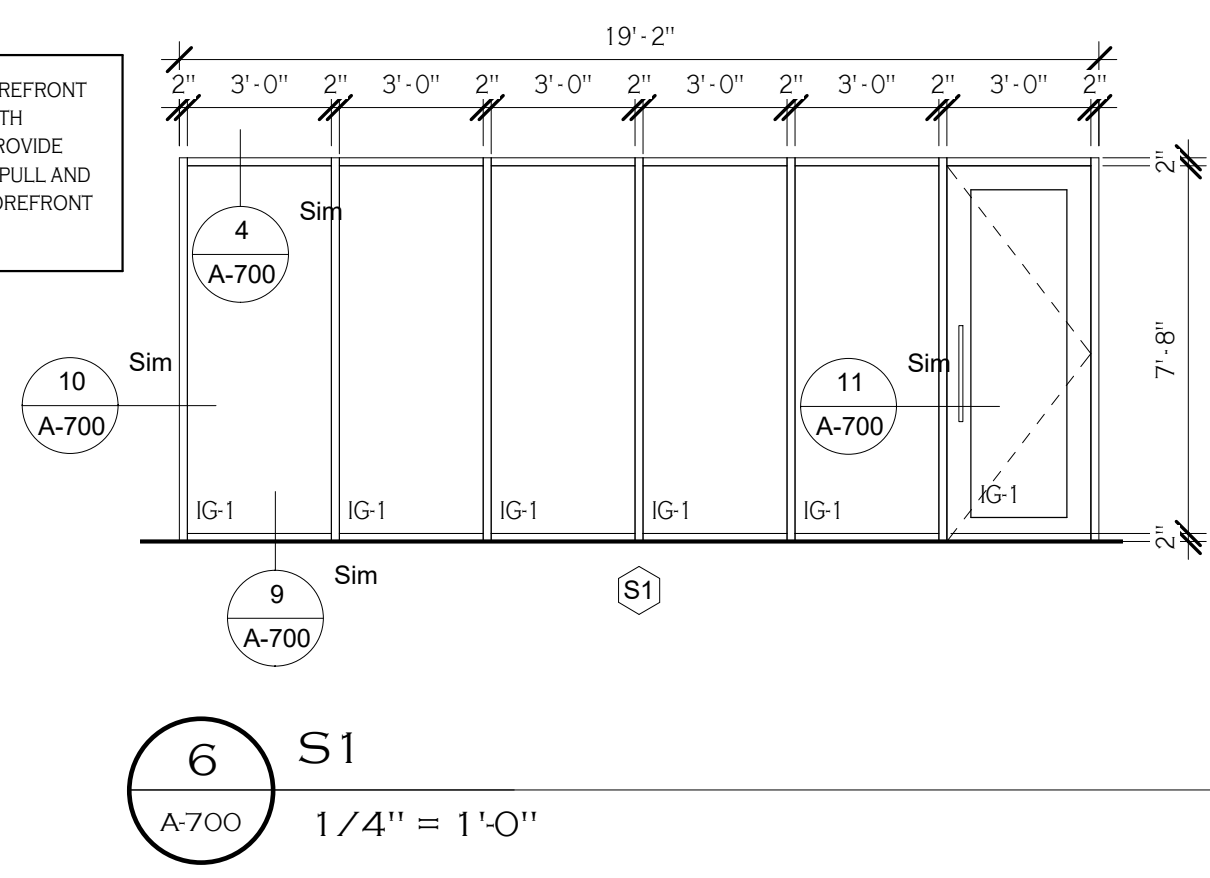
© Carmina Wood Morris DPC

DOOR NUMBER	HINGES/PIVOTS	FUNCTION	LOCKSET				ELECTRIC HDW.	CLOSER	PUSH/PULL	PLATES	STOPS			WEATHER ST.	SWEEP	SILENCERS	THRESHOLD
			CYLINDRICAL	MORTISE	DEADBOLT	EXIT DEV.					WALL	FLOOR	OVERHEAD				
100A	HINGES			YES	YES		YES	YES				YES	YES	YES		YES	
100B	HINGES	ENTRY		YES	YES		YES				YES	YES	YES		YES		
100C	HINGES	ENTRY		YES	YES		YES					YES	YES		YES		
100D	HINGES	ENTRY		YES	YES		YES					YES	YES		YES		
100E	HINGES	REAR ENTRY		YES	YES		YES					YES	YES		YES		
101A	HINGES			YES	YES		YES	YES			YES	YES		YES			
101B	HINGES	RECEPTION		YES			YES			YES		YES	YES		YES		
103A	HINGES	OFFICE		YES						YES			YES				
104A	SPRING HINGES	PRIVACY		YES			YES			KICK & MOP	YES	YES	YES				
105A	HINGES	OFFICE		YES			YES			YES		YES	YES				
107A	SPRING HINGES	PRIVACY		YES			YES			KICK & MOP	YES	YES	YES				
109A	HINGES	STOREROOM		YES	YES					YES		YES	YES				
112A	HINGES	OFFICE		YES							YES	YES	YES				
112B	HINGES	DUMMY									YES	YES	YES				
114A	HINGES	CLOSET		YES								YES	YES				
115A	HINGES	OFFICE		YES	YES					YES		YES	YES				
116A	HINGES	OFFICE		YES	YES					YES		YES	YES				
117A	HINGES	OFFICE		YES	YES					YES		YES	YES				
118A	HINGES	OFFICE		YES	YES					YES		YES	YES				
119A	SPRING HINGES	PASSAGE		YES							YES	YES	YES				
120A	HINGES	STOREROOM		YES						MOP	YES	YES	YES				
121A	SPRING HINGES	PRIVACY		YES			YES			KICK & MOP	YES	YES	YES				
121B	SPRING HINGES	PRIVACY		YES			YES			KICK & MOP	YES	YES	YES				

DOOR No.	HEIGHT	WIDTH	FRAME		DOOR		NO PANELS	PANEL 1 WIDTH	PANEL 2 WIDTH	HARDWARE GROUP	HEAD DETAIL	JAMB DETAIL	FIRE RATING	COMMENTS	DOOR No.
			TYPE	MAT'L	TYPE	MAT'L									
100A	8'-0"	6'-0"	4	ALUM. CLAD	D	ALUM. CLAD	2	3'-0"	3'-0"				6/A-701	CUSTOM/MATCH WINDOW MANUF.	100A
100B	8'-0"	6'-0"	4	ALUM. CLAD	D	ALUM. CLAD	2	3'-0"	3'-0"				6/A-701	CUSTOM/MATCH WINDOW MANUF.	100B
100C	8'-0"	3'-0"	5	ALUM. CLAD	E	ALUM. CLAD	1	3'-0"					6/A-701	CUSTOM/MATCH WINDOW MANUF.	100C
100D	8'-0"	3'-0"	5	ALUM. CLAD	E	ALUM. CLAD	1	3'-0"					6/A-701	CUSTOM/MATCH WINDOW MANUF.	100D
100E	8'-0"	3'-0"	5	ALUM. CLAD	E	ALUM. CLAD	1	3'-0"					6/A-701	CUSTOM/MATCH WINDOW MANUF.	100E
101A	8'-0"	6'-0"	4	ALUM. CLAD	D	ALUM. CLAD	2	3'-0"	3'-0"						101A
101B	8'-0"	3'-0"	1	HM	A	WOOD	1	3'-0"			H1	J1			101B
103A	8'-0"	3'-0"	1	HM	A	WOOD	1	3'-0"			H1	J1		TEMPERED GLASS	103A
104A	8'-0"	3'-0"	1	HM	C	WOOD	1	3'-0"			H1	J1			104A
105A	8'-0"	3'-0"	1	HM	A	WOOD	1	3'-0"			H1	J1		TEMPERED GLASS	105A
107A	8'-0"	3'-0"	1	HM	C	WOOD	1	3'-0"			H1	J1			107A
109A	8'-0"	3'-0"	1	HM	B	WOOD	1	3'-0"			H1	J1			109A
112A	8'-0"	3'-0"	1	HM	B	WOOD	1	3'-0"			H1	J1			112A
112B	8'-0"	5'-0"	1	HM	CLOSET	WOOD	2	2'-6"	2'-6"		H1	J1			112B
114A	8'-0"	3'-0"	1	HM	CLOSET	WOOD	1	3'-0"			H1	J1			114A
115A	8'-0"	3'-0"	1	HM	A	WOOD	1	3'-0"			H1	J1			115A
116A	8'-0"	3'-0"	1	HM	A	WOOD	1	3'-0"			H1	J1		TEMPERED GLASS	116A
117A	8'-0"	3'-0"	1	HM	A	WOOD	1	3'-0"			H1	J1		TEMPERED GLASS	117A
118A	8'-0"	3'-0"	1	HM	A	WOOD	1	3'-0"			H1	J1		TEMPERED GLASS	118A
119A	8'-0"	3'-0"	1	HM	B	WOOD	1	3'-0"			H1	J1		TEMPERED GLASS	119A
120A	8'-0"	3'-0"	1	HM	C	WOOD	1	3'-0"			H1	J1			120A
121A	8'-0"	3'-0"	1	HM	C	WOOD	1	3'-0"			H1	J1			121A
121B	8'-0"	3'-0"	1	HM	C	WOOD	1	3'-0"			H1	J1			121B

2

NOTE: ALL INTERIOR STOREFRONT DOORS NOT INCLUDED WITH HARDWARE SCHEDULE. PROVIDE HINGES, CLOSERS, PUSH/PULL AND SILENCERS. INTERIOR STOREFRONT SELECTED BY OWNER



DOOR SCHEDULE NOTES

- DIMENSIONS GIVEN ON PLANS AND SCHEDULES ARE NOMINAL. GENERAL CONTRACTOR AND MANUFACTURERS TO COORDINATE ALL DIMENSIONS IN FIELD CONCERNING FRAMES AND ROUGH OPENINGS. PRIOR TO FABRICATION AND CONSTRUCTION.
- ALL GLAZING TO COMPLY WITH GLAZED PANEL SAFETY STANDARDS AND CODE REQUIREMENTS.
- DO NOT PAINT OVER ANY CODE REQUIRED LABELS SUCH AS UNDERWRITERS LABORATORIES PERFORMANCE RATING, NAME OR NOMENCLATURE PLATES.

GLAZING SCHEDULE: (Spec. 08 8000)

TAG	DESCRIPTION
IG-1	1" TEMPERED CLEAR GLASS ASSEMBLY

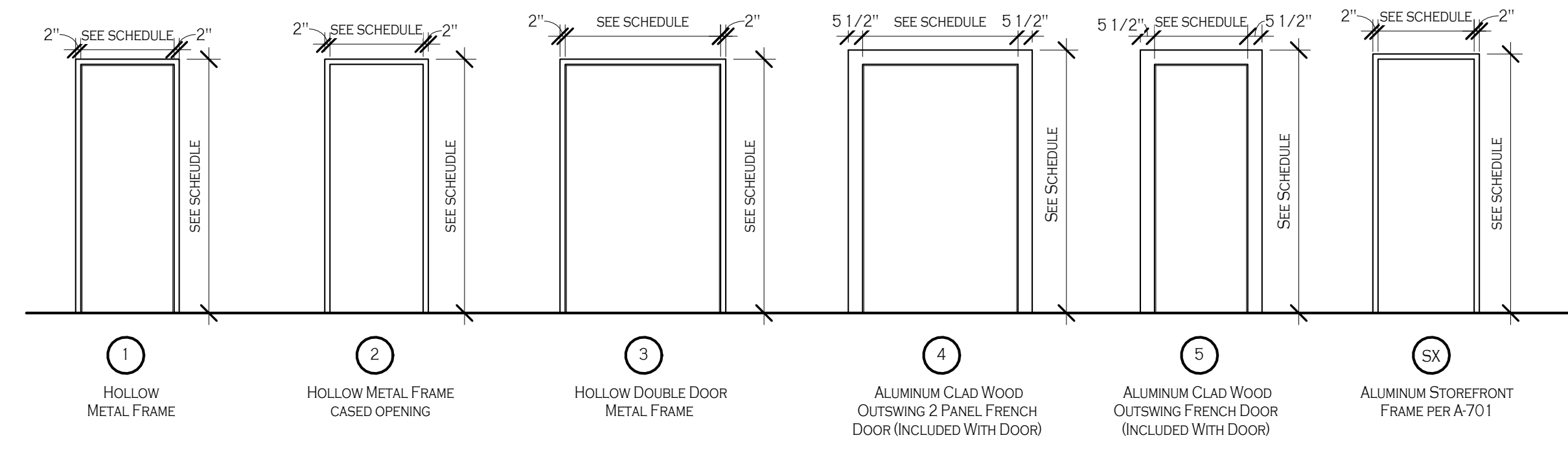
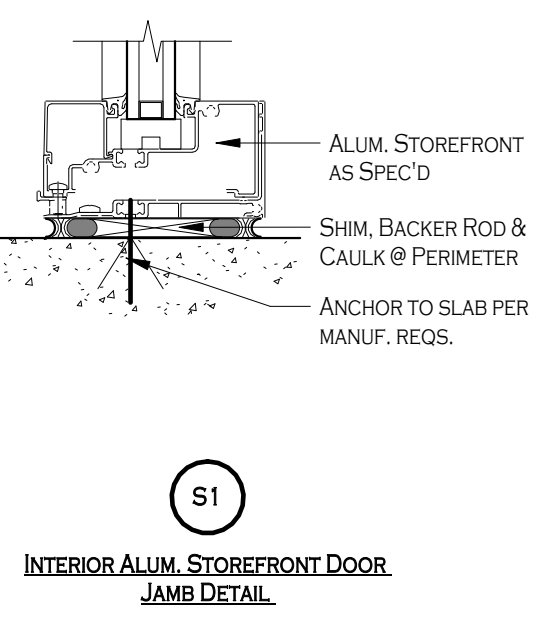
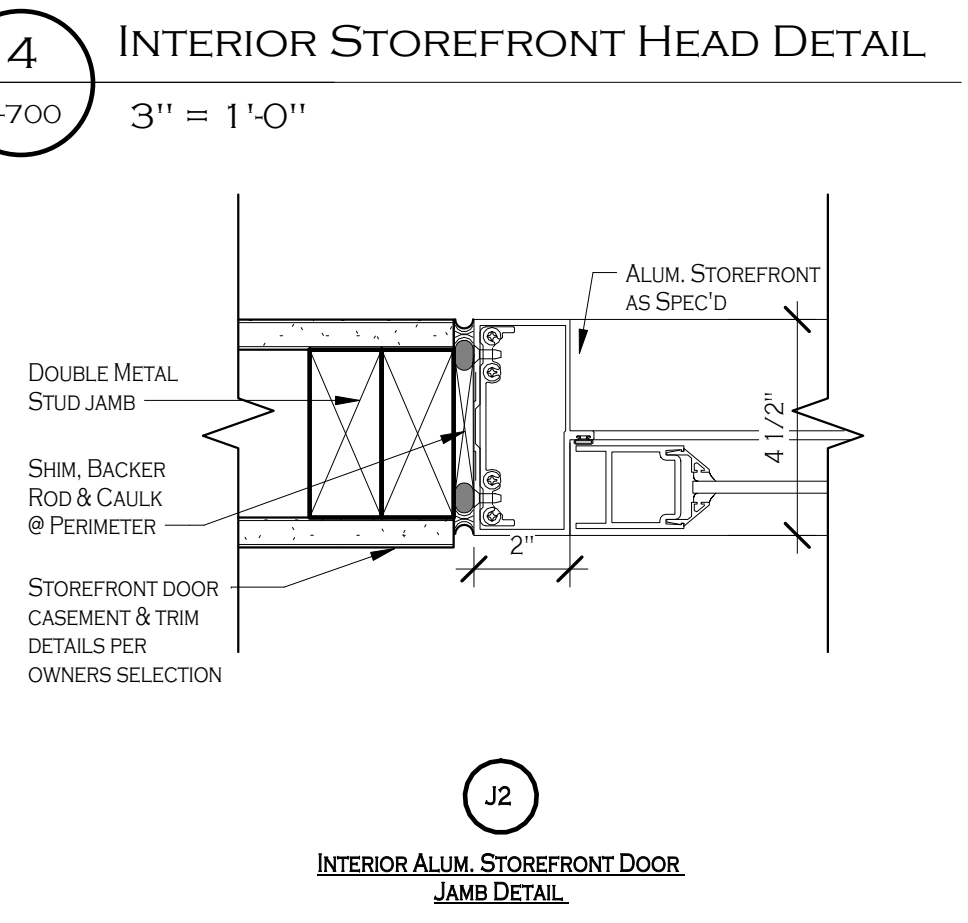
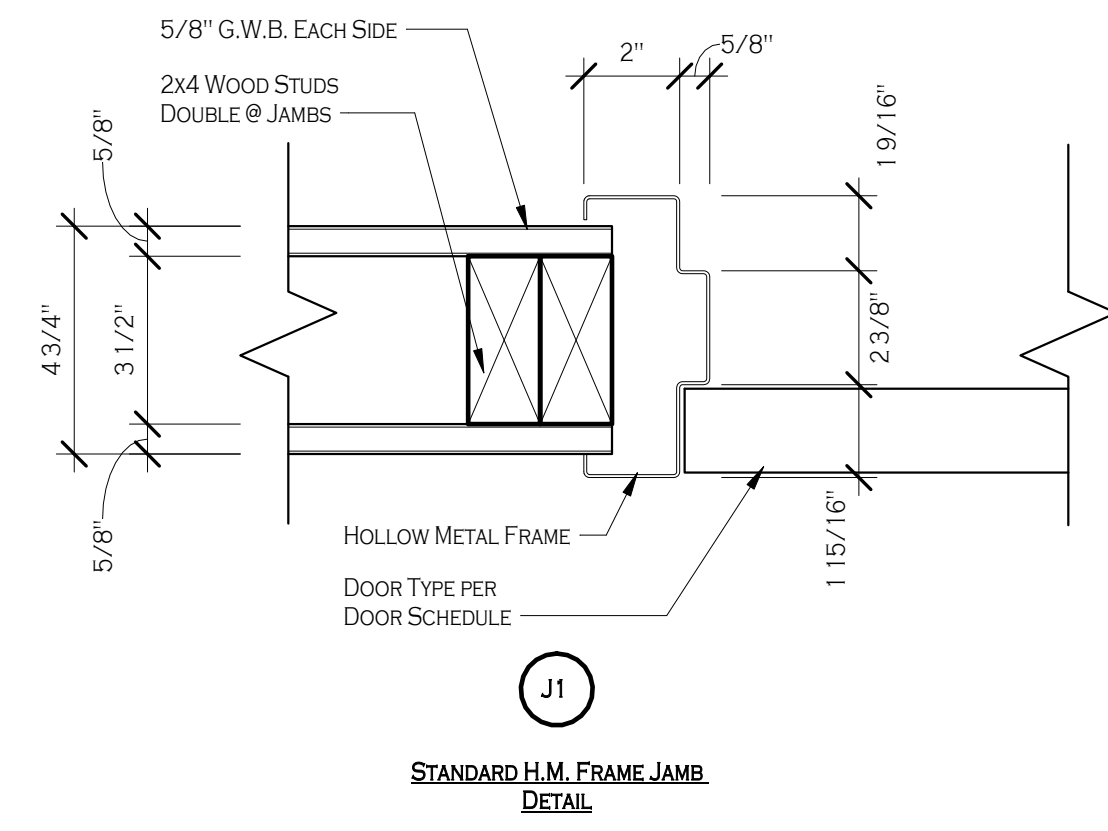
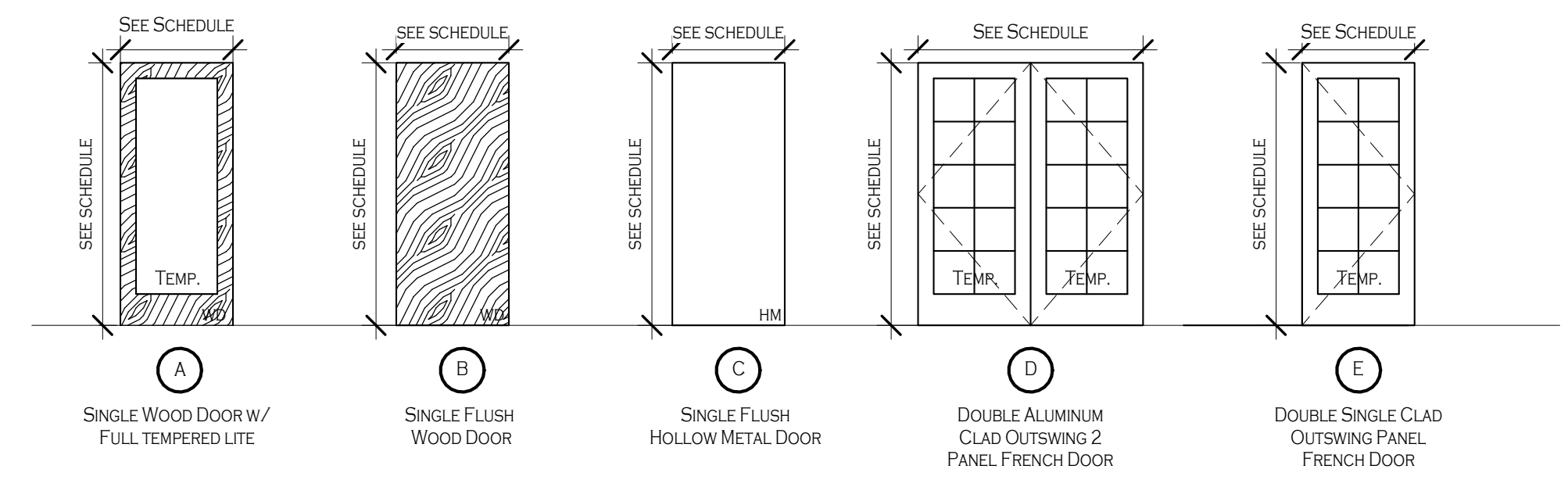
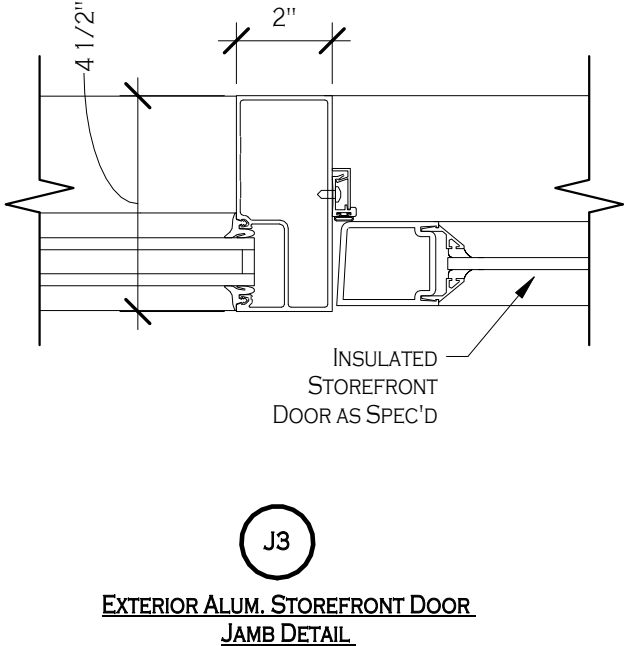
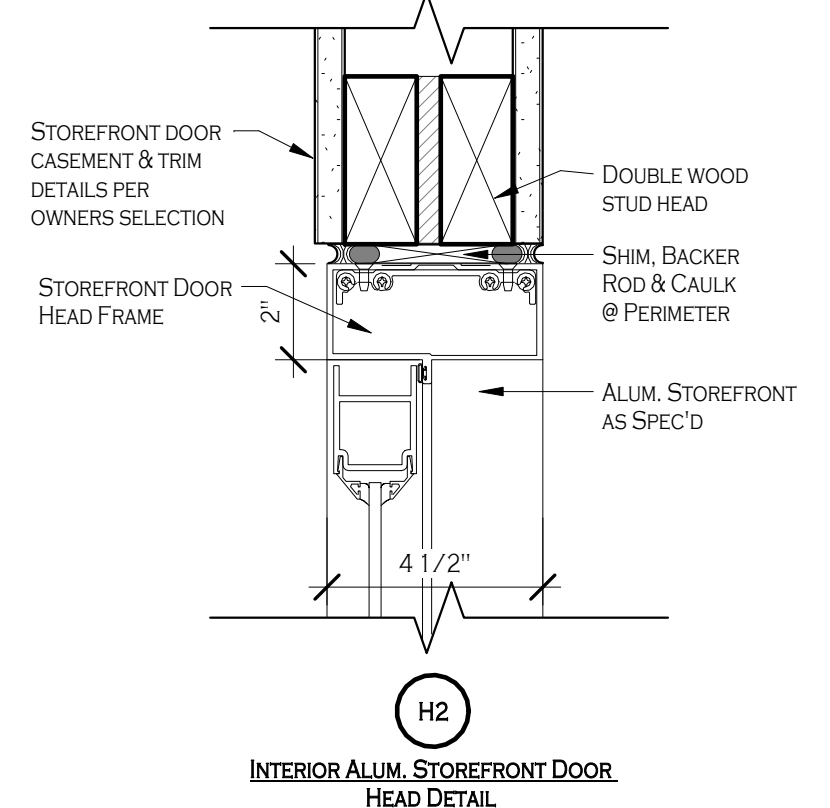
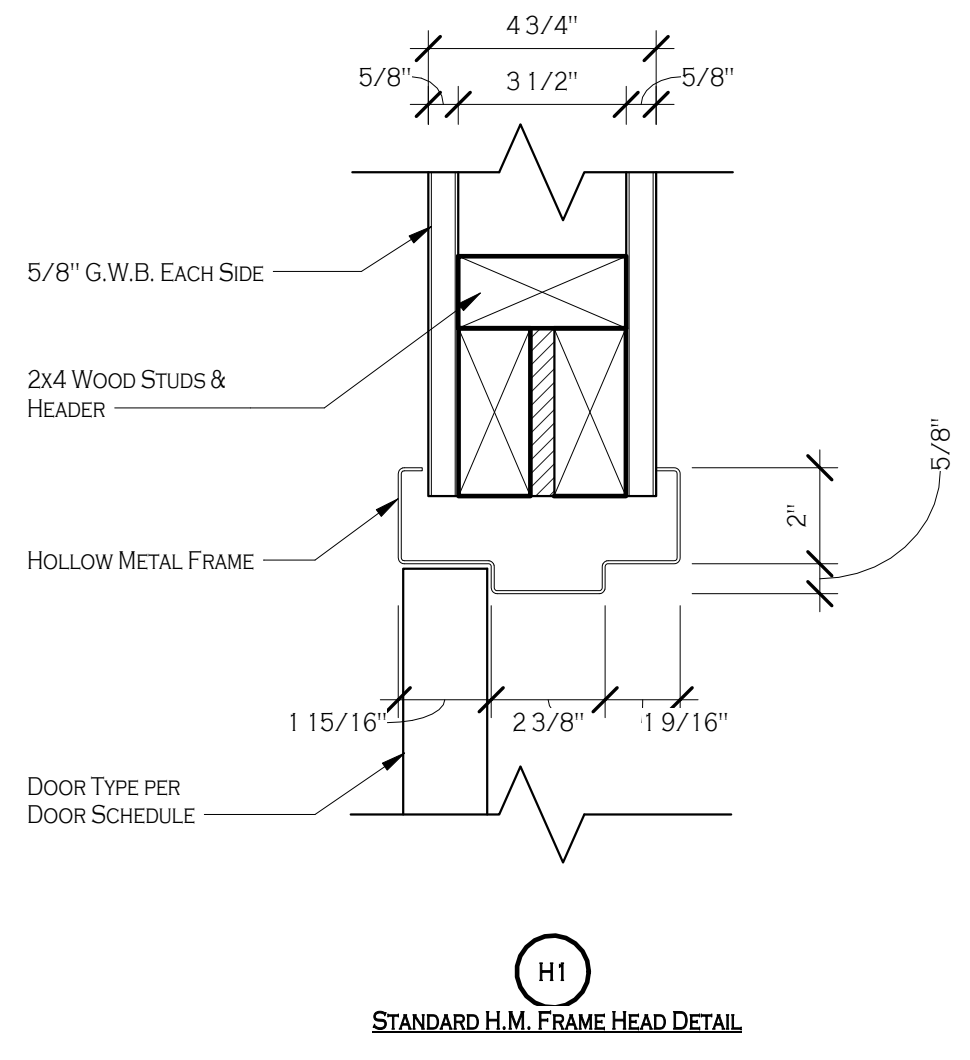
FRAME TYPE: ALUMINUM FRAME W/ CLEAR ANODIZED FINISH, UNLESS NOTED OTHERWISE

NOTE: ALL GLAZING IN HAZARDOUS LOCATIONS AS DEFINED BY IBC 2406.3 SHALL BE SAFETY GLAZING AND BE LABELED PER IBC PARAGRAPH 2406

Carmina Wood Morris
487 Main Street Suite 500
Buffalo, New York 14203
P 716.842.3165
F 716.816.8143

REGISTERED ARCHITECT
NEW YORK STATE
042332
Signed: 12/19/19
PROFESSIONAL SEAL

REVISIONS:	No.	Description	Date
	2	Owner Requested Changes	02.19.2020



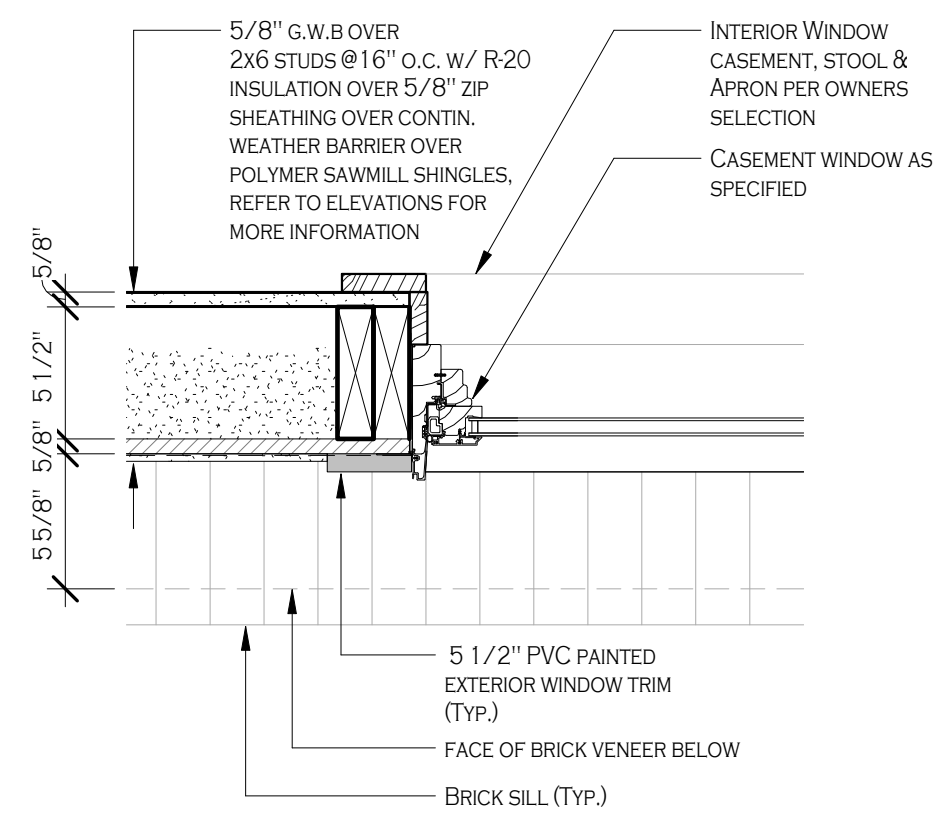
PROJECT NAME:
Construction Documents
Cortese Construction
9074 Main Street Clarence, New York

Issued for Construction: 12/19/2019
Drawn By: D. Topolski
Checked By: B. Stevar

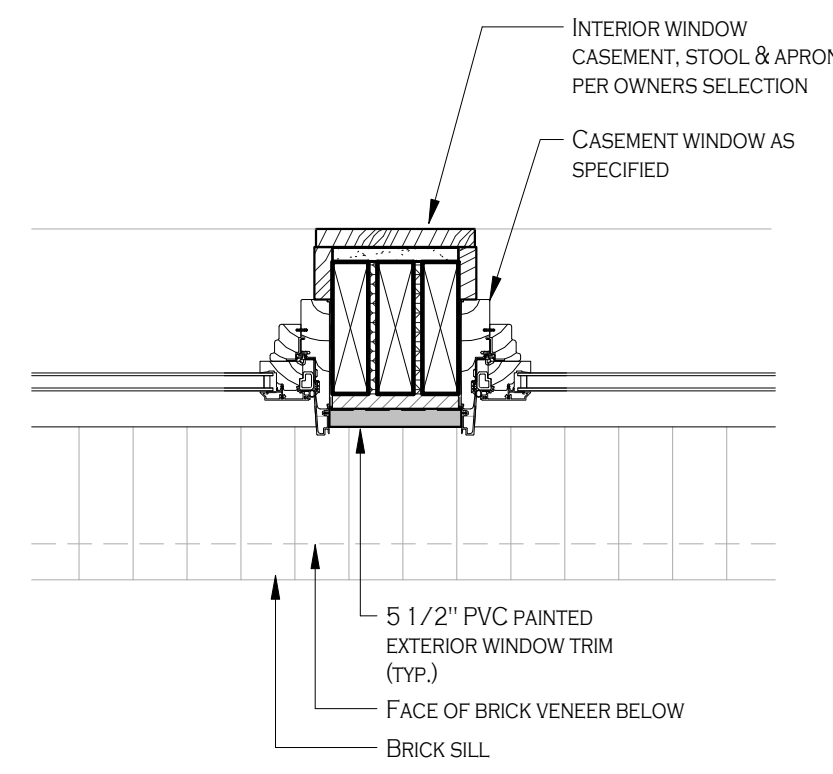
DRAWING NAME:
Door Schedule, Frames, Notes, Details & Elevations

A-700
Project No: 19.004

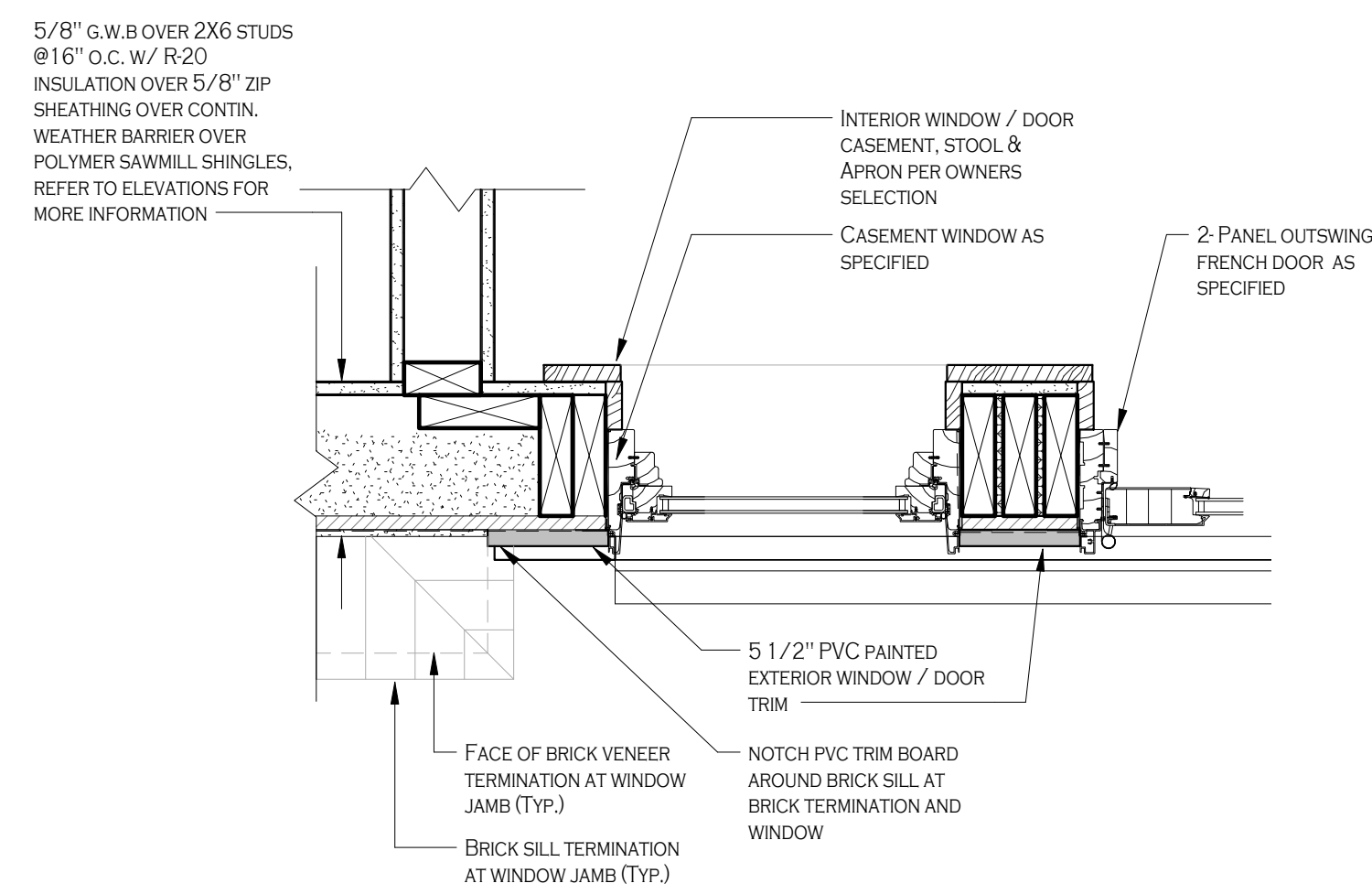
2/19/2020 4:14:58 PM



8 ENLARGED WINDOW JAMB (TYP.)
A-701 1 1/2" = 1'-0"

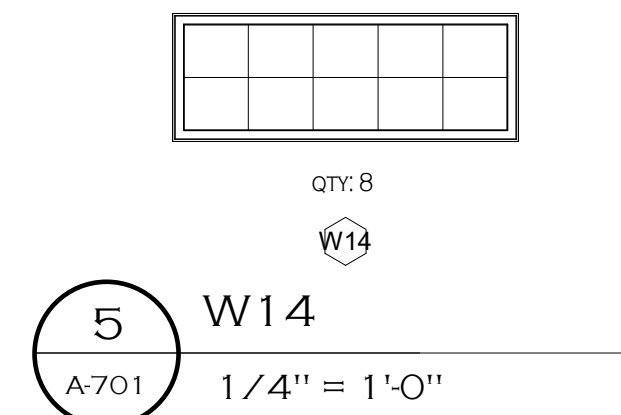


7 ENLARGED MULL. WINDOW JAMB (TYP.)
A-701 1 1/2" = 1'-0"

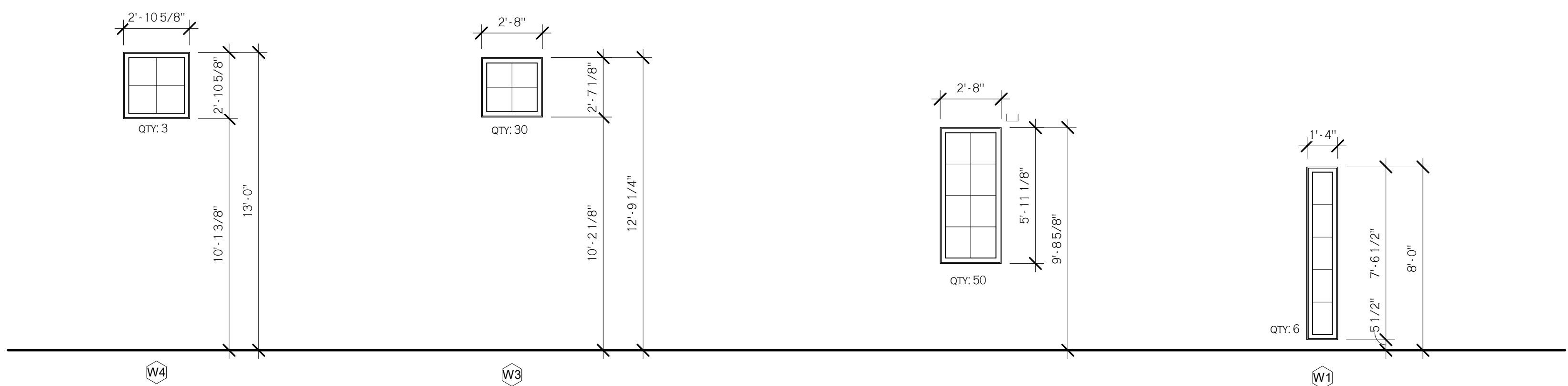


6 ENLARGED WINDOW/DOOR JAMB (TYP.)
A-701 1 1/2" = 1'-0"

NOTE: REFER TO A-702 REGARDING WINDOW FRAME DIMENSIONS FOR SCREENED IN PORCH W5-W13



5 W14
A-701 1/4" = 1'-0"



4 W4
A-701 1/4" = 1'-0"

3 W3
A-701 1/4" = 1'-0"

2 W2
A-701 1/4" = 1'-0"

1 W1
A-701 1/4" = 1'-0"

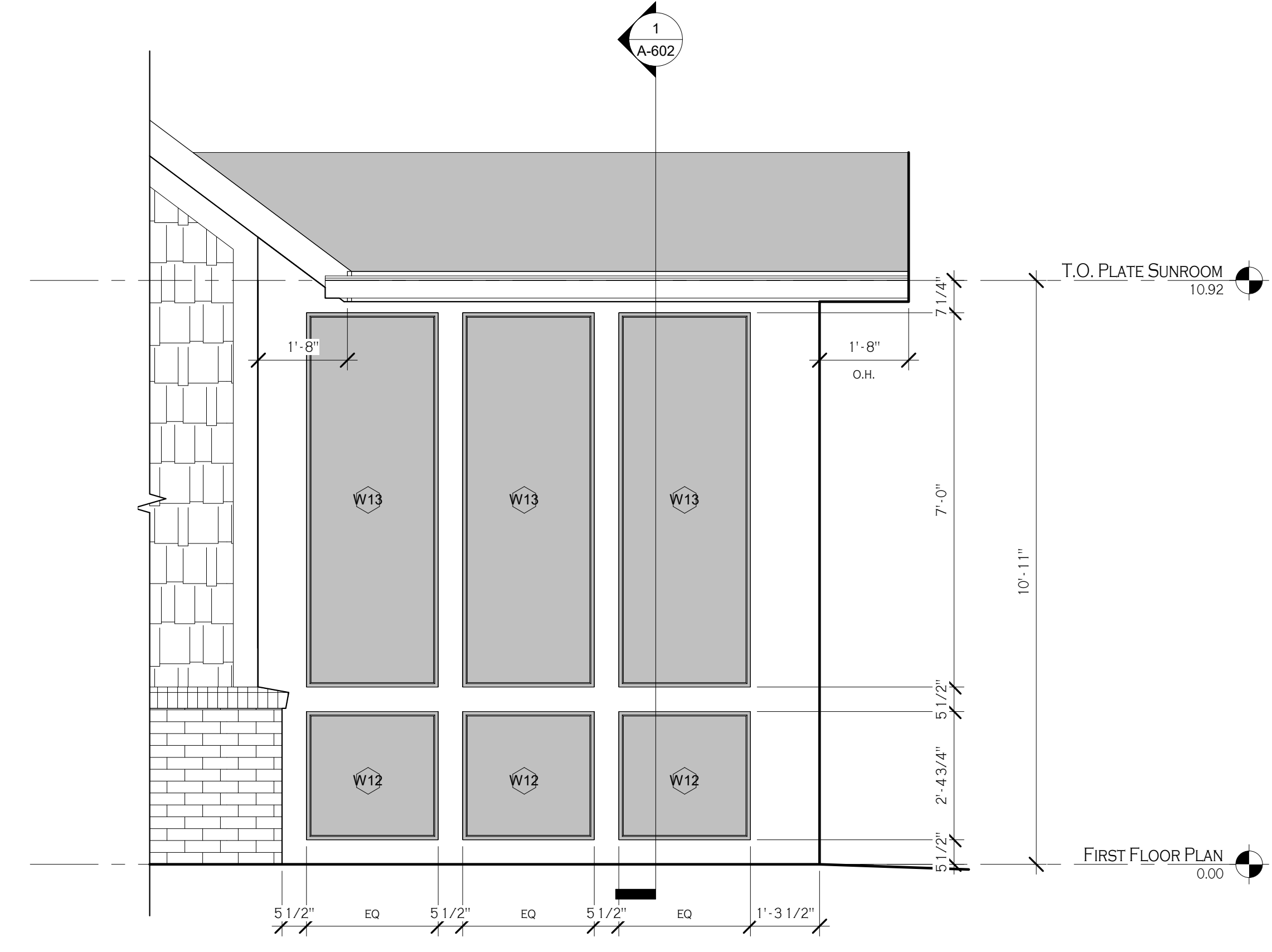
REVISIONS:	No.	Description	Date

PROJECT NAME:
Construction Documents
Cortese Construction
9074 Main Street Clarence, New York

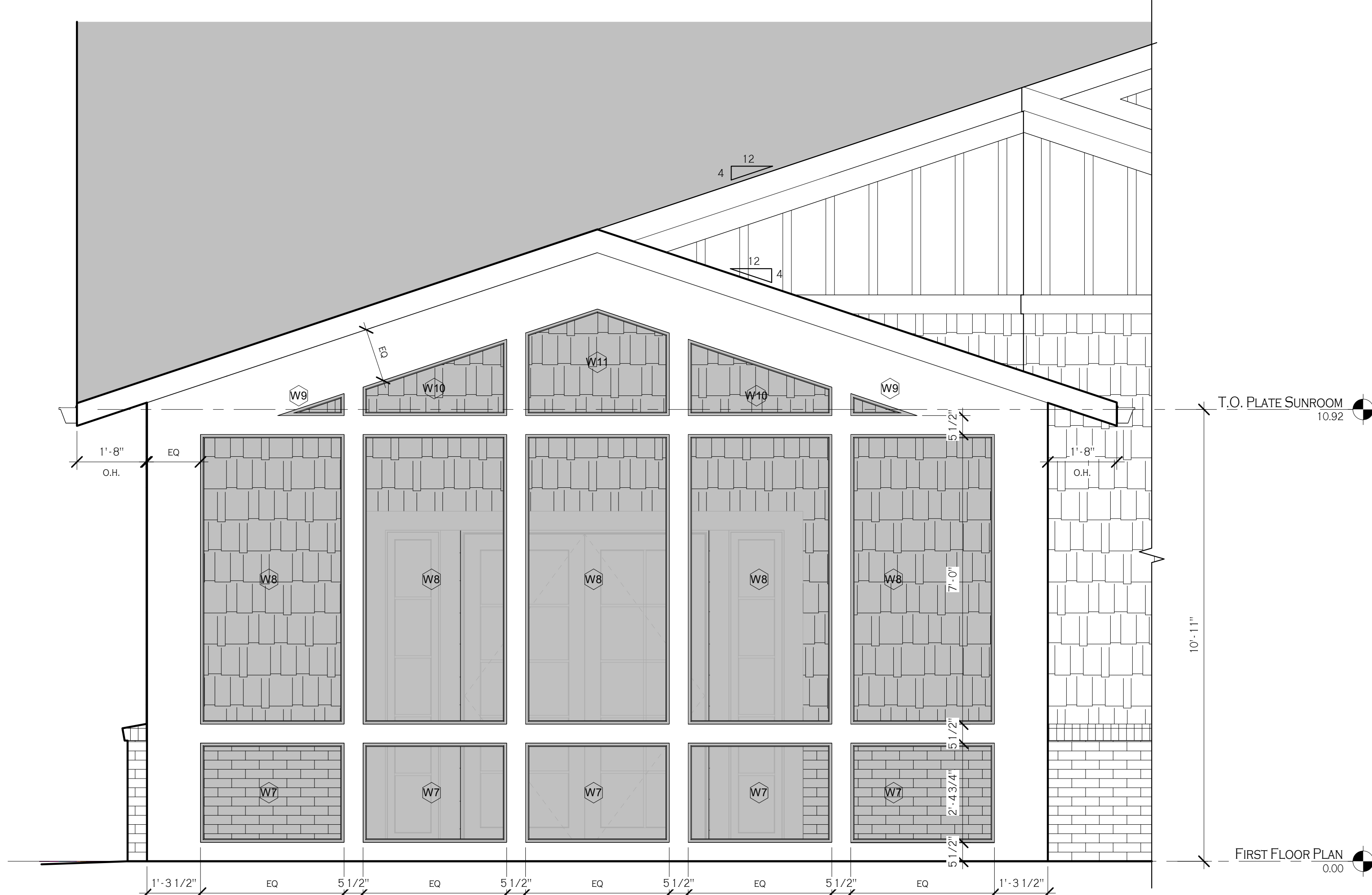
Issued for Construction: 12/19/2019
Drawn By: D. Topolski
Checked By: B. Stevar

DRAWING NAME:
Window
Schedule, Notes,
Details &
Elevations

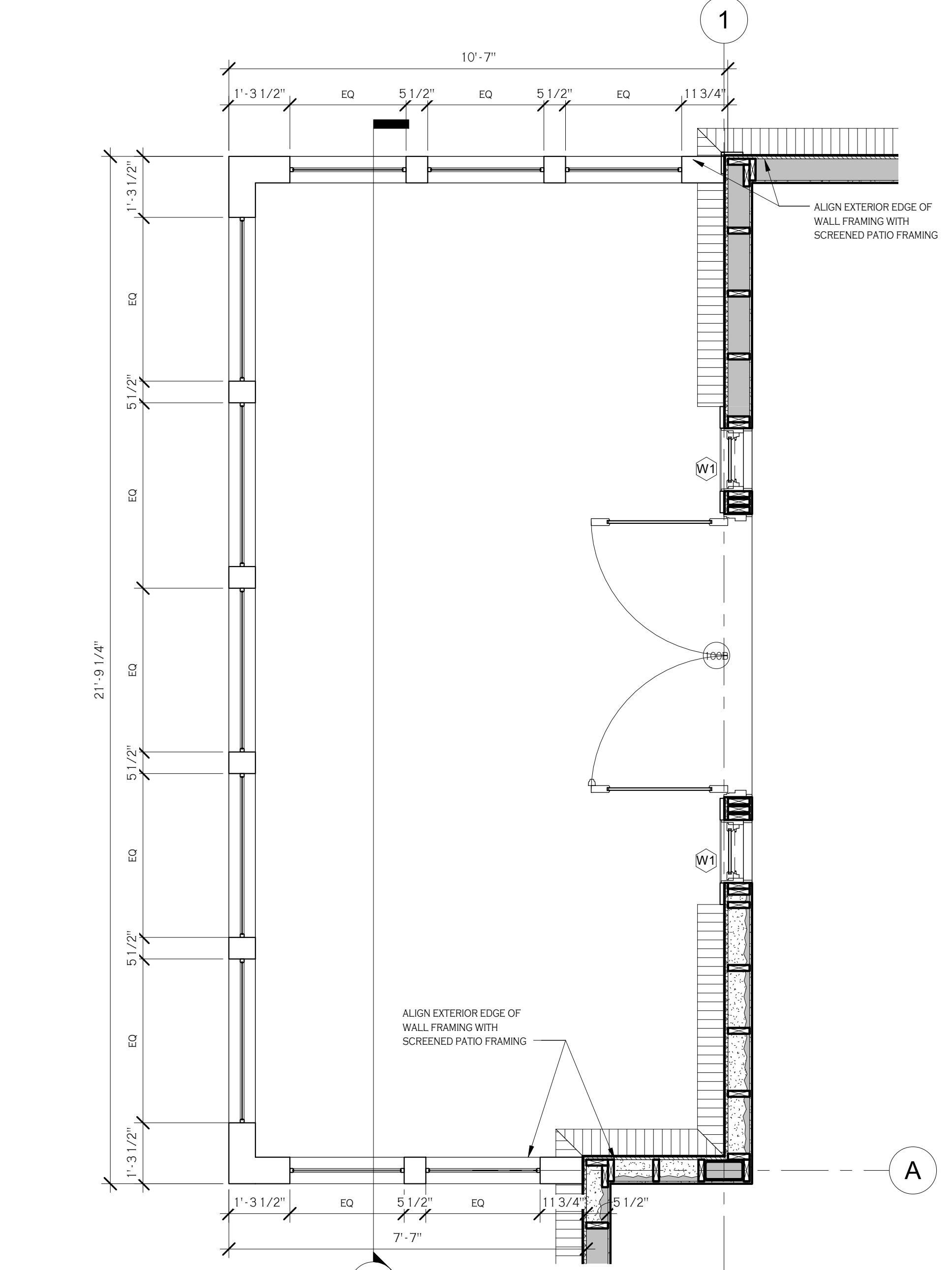
A-701
Project No: 19.004



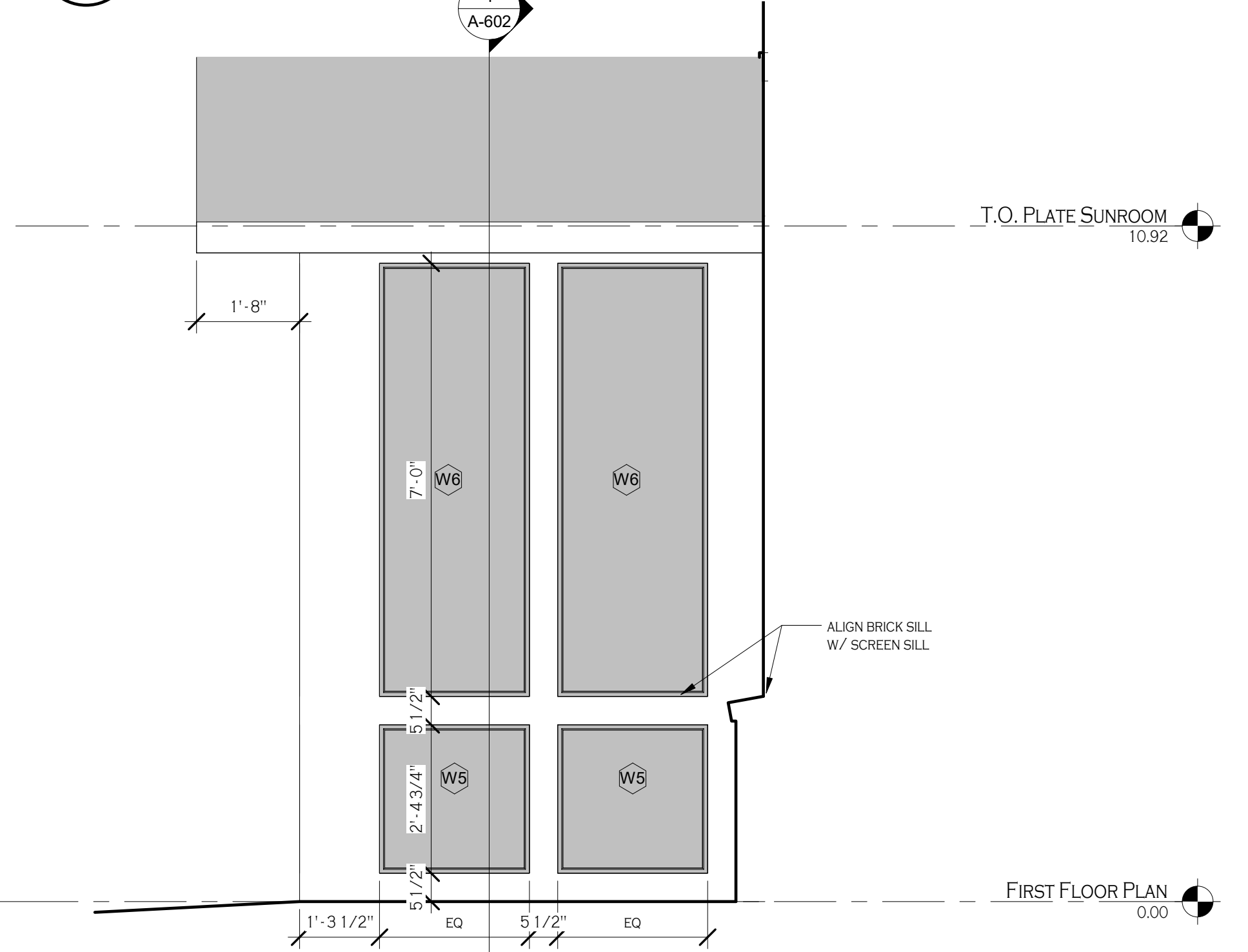
4 WEST ELEVATION
A-702 1/2" = 1'-0"



2 NORTH ELEVATION
A-702 1/2" = 1'-0"



3 ENLARGED PLAN SUNROOM
A-702 1/2" = 1'-0"



1 EAST ELEVATION
A-702 1/2" = 1'-0"



Signed: 12/19/19
PROFESSIONAL SEAL

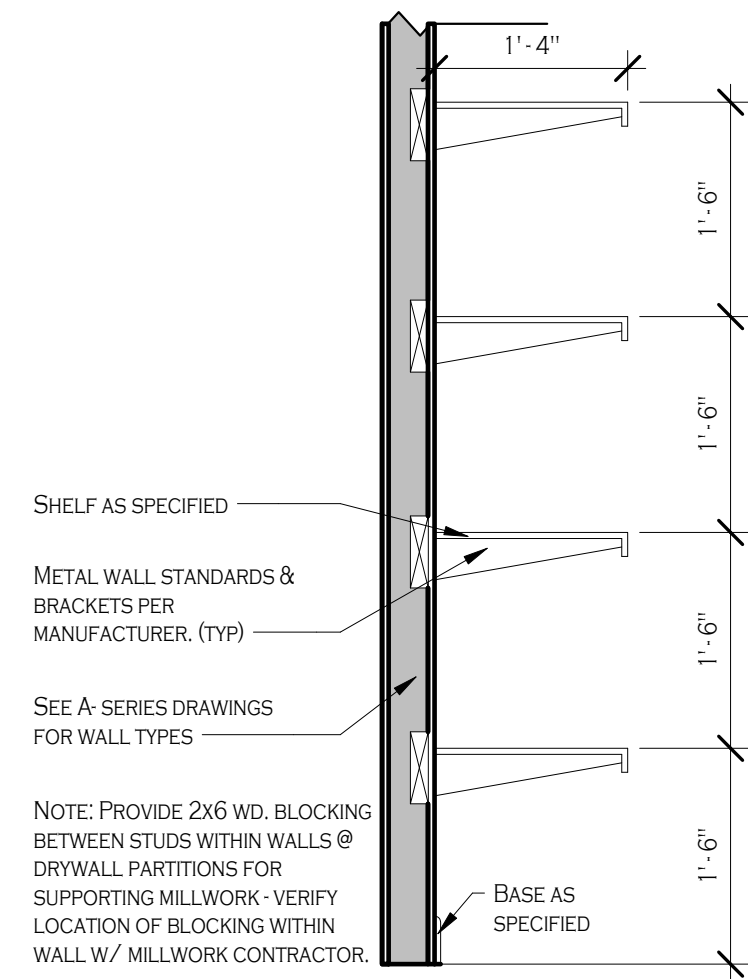
REVISIONS:	No.	Description	Date

PROJECT NAME:
Construction Documents
Cortese Construction
9074 Main Street Clarence, New York

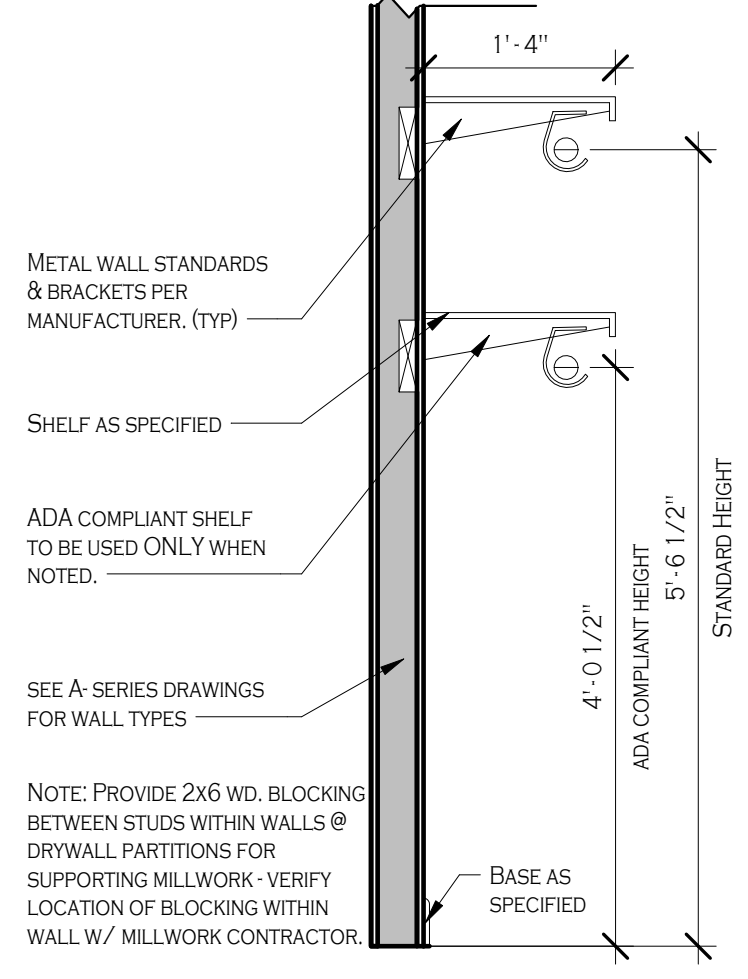
Issued for Construction: 12/19/2019
Drawn By: D. Topolski
Checked By: B. Stevar

DRAWING NAME:
Enlarged Porch
Plan, Elevations

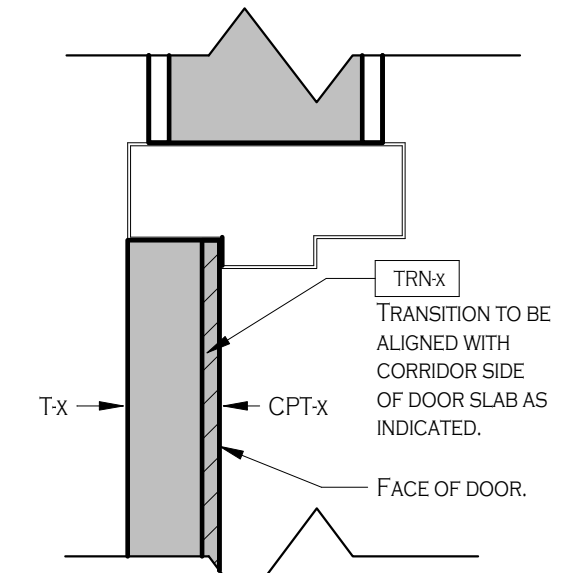
DRAWING NO.
A-702
Project No: 19.004



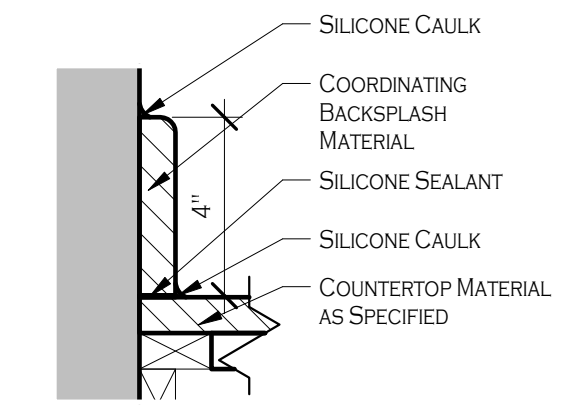
1 STORAGE DETAIL
1'-000 3/4" = 1'-0"



2 CLOSET DETAIL
1'-000 3/4" = 1'-0"



3 TRANSITION DETAIL
1'-000 3" = 1'-0"



4 BACKSPASH DETAIL
1'-000 3" = 1'-0"

KEYED NOTES

- 1 CEILINGS TO BE PAINTED PT-3. REFER TO FINISH SCHEDULE FOR DETAILS.

SYMBOL LEGEND

- CPTx FLOOR FINISH PER SCHEDULE INDICATED FOR ENTIRE ROOM (U.N.O.)
- Bx FLOOR FINISH PER SCHEDULE. INSTALL TO EXTENTS OF FLOOR FINISH AS INDICATED ON PLANS
- PT-x WALL OR MISC. FINISH PER FINISH SELECTION SCHEDULE

GENERAL NOTES

1. DO NOT SCALE DRAWINGS. IF THERE IS A DIMENSION THAT IS NOT SHOWN ON THE CONSTRUCTION DOCUMENTS THAT REQUIRES CLARIFICATION, REQUEST THAT CLARIFICATION OF THE ARCHITECT.
2. THE CONTRACTOR SHALL VERIFY ALL DIMENSIONS, GRADES, BOUNDARIES, AND CONSTRUCTION DOCUMENTS AND IMMEDIATELY REPORT ANY DISCREPANCIES TO THE ARCHITECT.
3. ALL FINISHES INDICATED ON PLANS REFERENCE TO THE FINISH SELECTION SCHEDULE LOCATED ON I700 SERIES.
4. REFER TO A-200 FOR FIXTURE SCHEDULES.
5. REFER TO A-200 SERIES FOR PLUMBING ACCESSORY MOUNTING DETAILS.
6. THE CONTRACTOR SHALL CONFINE OPERATIONS AT THE SITE TO AREAS INDICATED ON THE DRAWINGS AND SHALL NOT ENCLUMBER THE SITE WITH MATERIAL AND EQUIPMENT. FAILURE TO SHOW OF MENTION MINOR DETAILS SHALL NOT BE WARRANT FOR OMISSION OF NECESSARY APPURTENANCES FOR THE NORMAL, USUAL OR PROPER COMPLETION OF THE WORK.
7. ALL FINISHES NOT INVOLVED IN AREAS OF CONSTRUCTION SHALL BE PROTECTED IN SUCH A MANNER THAT WHEN THE WORK IS COMPLETE THE FINISHES WOULD BE IN THE SAME CONDITION THEY WERE BEFORE THE WORK STARTED. ANY UNFORTUNATE DAMAGE TO EXISTING TO REMAIN WILL BE RESTORED AT NO ADDITIONAL COST TO THE OWNER.

FINISH NOTES

1. REFERENCE INTERIOR ELEVATIONS WHERE PROVIDED FOR ADDITIONAL FINISH INFORMATION.
2. IF COLOR OR FINISH IS NOT SPECIFIED, CONTACT ARCHITECT FOR CLARIFICATION.
3. CONTACT ARCHITECT IF THERE IS ANY DISCREPANCY BETWEEN THE FINISH PLANS AND INTERIOR ELEVATIONS PRIOR TO INSTALLATION OF MATERIAL.
4. CONTRACTOR TO REVIEW MATERIALS AGAINST DEFECTS PRIOR TO INSTALLATION. IF DEFECTS IN MATERIALS ARE FOUND, DO NOT PROCEED WITH INSTALLATION. CONTACT MANUFACTURER AND ARCHITECT IMMEDIATELY. PROVIDE A SUBMITTAL SCHEDULE ALLOWING FOR LONG LEAD TIME ITEMS TO PREVENT SUBSTITUTIONS.
6. FLOOR FINISH ORIENTATION INDICATED ON PLAN AND WITHIN SCHEDULE.
7. SCRIBE ALL FLOORING MATERIALS AROUND OBSTRUCTIONS. EXTEND TILE NEATLY TO AND AROUND ALL WALLS AND CORNERS, BROKEN OR CHIPPED TILE (VINYL, CERAMIC OR OTHER) WILL NOT BE ACCEPTED.
8. LEAVE FINISH INSTALLATION FREE OF CRACKED, CHIPPED, BROKEN, UNBOUND OR OTHERWISE DEFECTIVE TILE WORK.
9. USE COORDINATING FLOORING TRANSITIONS, FOUND ON FINISH SCHEDULE, WHERE REQUIRED.
10. TOILET ROOM FLOORING SHALL BE INSTALLED PRIOR TO SETTING TOILETS
11. ALL CERAMIC TILE GROUT TO BE TREATED WITH A PENETRATING SEALER.
12. COORDINATE PRE-INSTALLATION CORRESPONDENCE W/ ARCHITECT FOR PATTERNED WALL TILE. PROVIDE SHOP DRAWINGS TO CONFIRM TILE LAYOUTS PRIOR TO INSTALLATION.
13. METAL EDGE PROTECTION STRIP TO BE USED AT ALL EXPOSED (CUT) TILE EDGES, SCHLUTER SYSTEMS SCHIENE.
14. ALL PAINTABLE MECHANICAL DEVICES, CABINETS, CONDUITS OR COVERS SHALL BE PAINTED TO MATCH ADJACENT SURFACE UNLESS PROHIBITED BY CODE.



Carmina Wood Morris
487 Main Street Suite 500
Buffalo, New York 14203
P 716.842.3165
F 716.816.8143



Signed: 12/19/19
PROFESSIONAL SEAL

REVISIONS:	
No.	Description
2	Owner Requested Changes

PROJECT NAME:
Construction Documents
Cortese Construction
9074 Main Street Clarence, New York

Issued for Construction: 12/19/2019
Drawn By: Author
Checked By: Checker

DRAWING NAME:
Interiors Notes,
Symbols &
Drawings

DRAWING NO.
I-000
Project No: 19.004

INTERIOR FINISH SCHEDULE

CONCRETE

CONC-1 DESCRIPTION: POLISHED CONCRETE
 MANUFACTURER: TBD
 FINISH: CREAM-MATT/MED.
 COLOR: GREY

CARPET

CPT-1 MANUFACTURER: PATCRAFT OR EQUAL
 COLLECTION: TBD
 STYLE: TBD
 COLOR: TBD
 SIZE: TBD
 INSTALLATION: TBD
 LOCATION: OPEN OFFICE

BASE

B-1 DESCRIPTION: PAINTED WOOD BASE
 PROFILE: TBD
 SPECIES: MDF
 COLOR: TBD
 SIZE: 8"H

PAINT

PT-1 MANUFACTURER: TBD
 COLOR: TBD
 FINISH: TBD
 LOCATION: GENERAL WALL

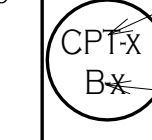

PT-2 MANUFACTURER: TBD
 COLOR: TBD
 FINISH: TBD
 LOCATION: WINDOW TRIM

PT-3 MANUFACTURER: TBD
 COLOR: TBD
 FINISH: TBD
 LOCATION: CEILINGS

KEYED NOTES

1. CEILINGS TO BE PAINTED PT-3. REFER TO FINISH SCHEDULE FOR DETAILS.

SYMBOL LEGEND


-  FLOOR FINISH PER SCHEDULE. INDICATED FOR ENTIRE ROOM (U.N.O.)
-  WALL OR MISC. FINISH PER FINISH SELECTION SCHEDULE

GENERAL NOTES


1. **DO NOT SCALE DRAWINGS.** IF THERE IS A DIMENSION THAT IS NOT SHOWN ON THE CONSTRUCTION DOCUMENTS THAT REQUIRES CLARIFICATION, REQUEST THAT CLARIFICATION OF THE ARCHITECT.
2. THE CONTRACTOR SHALL VERIFY ALL DIMENSIONS, GRADES, BOUNDARIES, AND CONSTRUCTION DOCUMENTS AND IMMEDIATELY REPORT ANY DISCREPANCIES TO THE ARCHITECT.
3. ALL FINISHES INDICATED ON PLANS REFERENCE TO THE FINISH SELECTION SCHEDULE LOCATED ON T700 SERIES.
4. REFER TO A-200 FOR FIXTURE SCHEDULES.
5. REFER TO A-200 SERIES FOR PLUMBING ACCESSORY MOUNTING DETAILS.
6. THE CONTRACTOR SHALL CONFINE OPERATIONS AT THE SITE TO AREAS INDICATED ON THE DRAWINGS AND SHALL NOT ENCUMBER THE SITE WITH MATERIAL AND EQUIPMENT.
7. FAILURE TO SHOW OF MENTION MINOR DETAILS SHALL NOT BE WARRANT FOR OMISSION OF NECESSARY APPURTENANCES FOR THE NORMAL, USUAL OR PROPER COMPLETION OF THE WORK.
8. ALL FINISHES NOT INVOLVED IN AREAS OF CONSTRUCTION SHALL BE PROTECTED IN SUCH A MANNER THAT WHEN THE WORK IS COMPLETE THE FINISHES WOULD BE IN THE SAME CONDITION THEY WERE BEFORE THE WORK STARTED. ANY UNFORTUNATE DAMAGE TO EXISTING TO REMAIN WILL BE RESTORED AT NO ADDITIONAL COST TO THE OWNER.

FINISH NOTES

1. REFERENCE INTERIOR ELEVATIONS WHERE PROVIDED FOR ADDITIONAL FINISH INFORMATION.
2. IF COLOR OR FINISH IS NOT SPECIFIED, CONTACT ARCHITECT FOR CLARIFICATION.
3. CONTACT ARCHITECT IF THERE IS ANY DISCREPANCY BETWEEN THE FINISH PLANS AND INTERIOR ELEVATIONS PRIOR TO INSTALLATION OF MATERIAL.
4. CONTRACTOR TO REVIEW MATERIALS AGAINST DEFECTS PRIOR TO INSTALLATION. IF DEFECTS IN MATERIALS ARE FOUND, DO NOT PROCEED WITH INSTALLATION. CONTACT MANUFACTURER AND ARCHITECT IMMEDIATELY.
5. PROVIDE A SUBMITTAL SCHEDULE ALLOWING FOR LONG LEAD TIME ITEMS TO PREVENT SUBSTITUTIONS.
6. FLOOR FINISH ORIENTATION INDICATED ON PLAN AND WITHIN SCHEDULE.
7. SCRIBE ALL FLOORING MATERIALS AROUND OBSTRUCTIONS. EXTEND TILE NEATLY TO AND AROUND ALL WALLS AND CORNERS. BROKEN OR CHIPPED TILE (VINYL, CERAMIC OR OTHER) WILL NOT BE ACCEPTED.
8. LEAVE FINISH INSTALLATION FREE OF CRACKED, CHIPPED, BROKEN, UNBOUND OR OTHERWISE DEFECTIVE TILE WORK.
9. USE COORDINATING FLOORING TRANSITIONS, FOUND ON FINISH SCHEDULE, WHERE REQUIRED.
10. TOILET ROOM FLOORING SHALL BE INSTALLED PRIOR TO SETTING TOILETS
11. ALL CERAMIC TILE GROUT TO BE TREATED WITH A PENETRATING SEALER.
12. COORDINATE PRE-INSTALLATION CORRESPONDENCE W/ ARCHITECT FOR PATTERNED WALL TILE. PROVIDE SHOP DRAWINGS TO CONFIRM TILE LAYOUTS PRIOR TO INSTALLATION.
13. METAL EDGE PROTECTION STRIP TO BE USED AT ALL EXPOSED (CUT) TILE EDGES, SCHLUTER SYSTEMS SCHEME.
14. ALL PAINTABLE MECHANICAL DEVICES, CABINETS, CONDUITS OR COVERS SHALL BE PAINTED TO MATCH ADJACENT SURFACE UNLESS PROHIBITED BY CODE.



Carmina Wood Morris
 487 Main Street Suite 500
 Buffalo, New York 14203
 P 716.842.3165
 F 716.816.8143



Registered Architect
 No. 042332
 State of New York

Signed: 12/19/19
 PROFESSIONAL SEAL

REVISIONS:		No.	Description	Date
		2	Owner Requested Changes	02.19.2020

PROJECT NAME:
 Construction Documents
Cortese Construction
 9074 Main Street Clarence, New York

Issued for Construction: 12/19/2019
 Drawn By: Author
 Checked By: Checker

DRAWING NAME:
 Interior Finish
 Schedule

DRAWING NO.
1-700
 Project No: 19.004